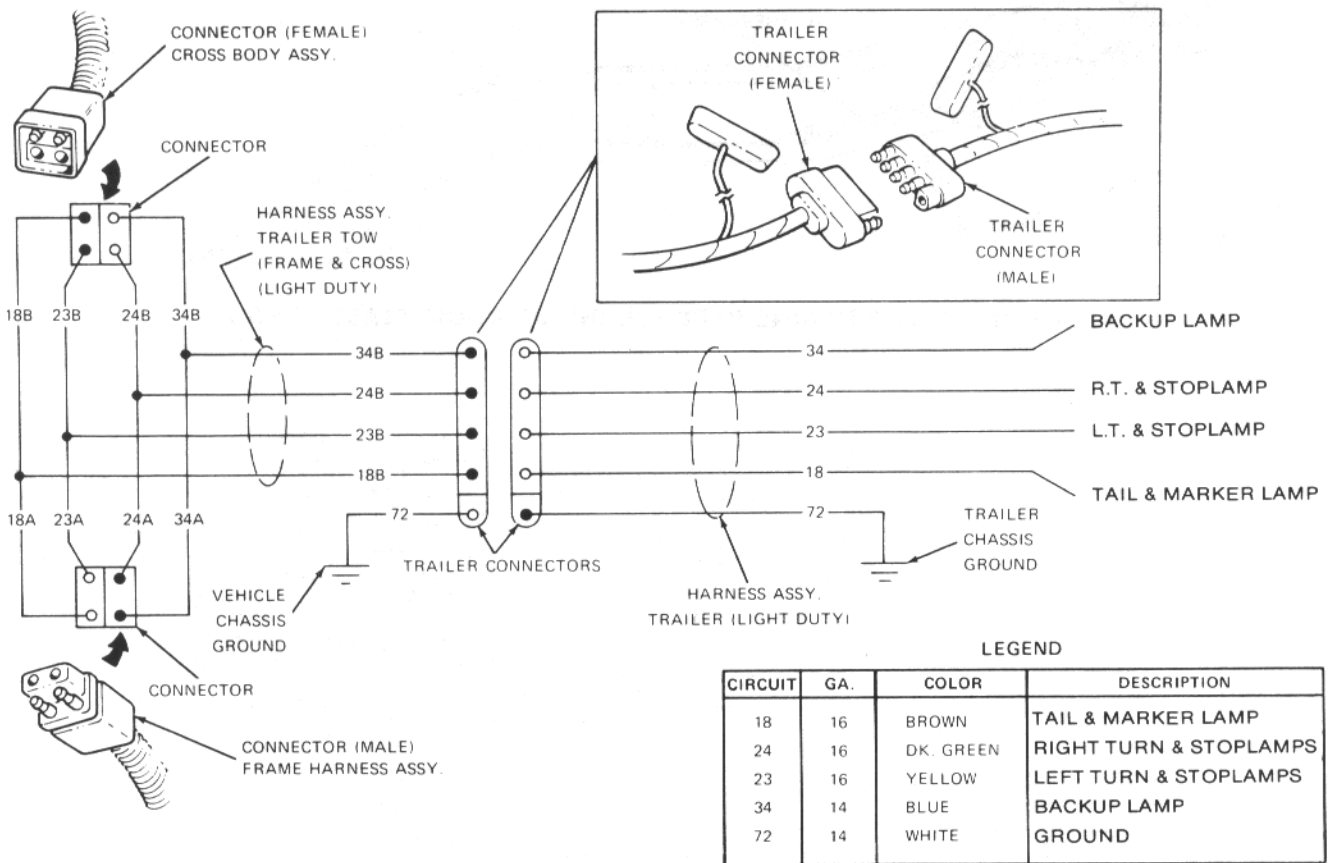
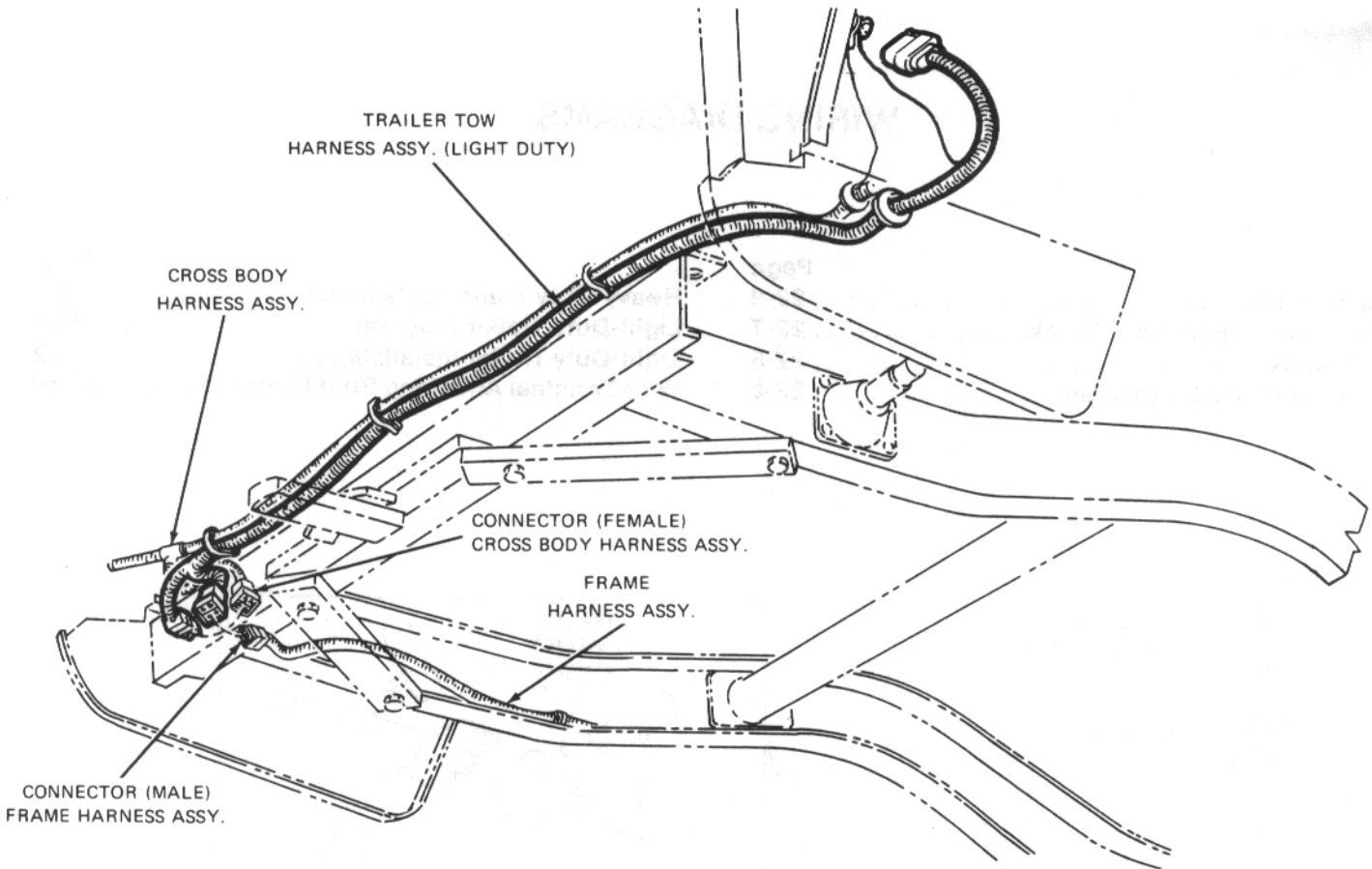


WIRING DIAGRAMS

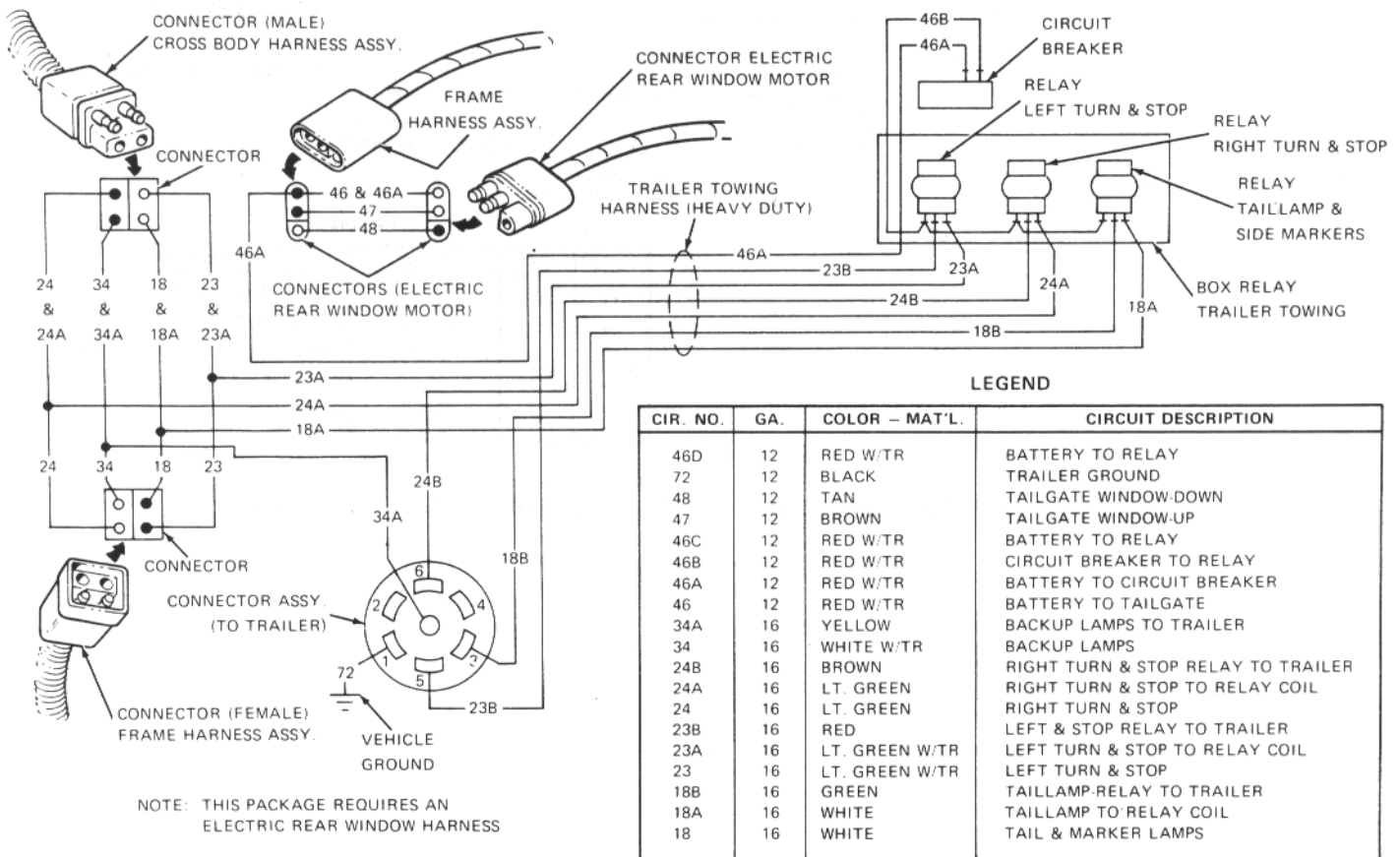
Accessories.....	Page 22-9	Heavy-Duty Trailer Installation.....	Page 22-3
Cherokee—Wagoneer—Truck.....	22-7	Light-Duty Trailer Diagram.....	22-1
CJ Models.....	22-5	Light-Duty Trailer Installation.....	22-2
Heavy-Duty Trailer Diagram.....	22-2	Wire Terminal Attaching Stud Symbols.....	22-10



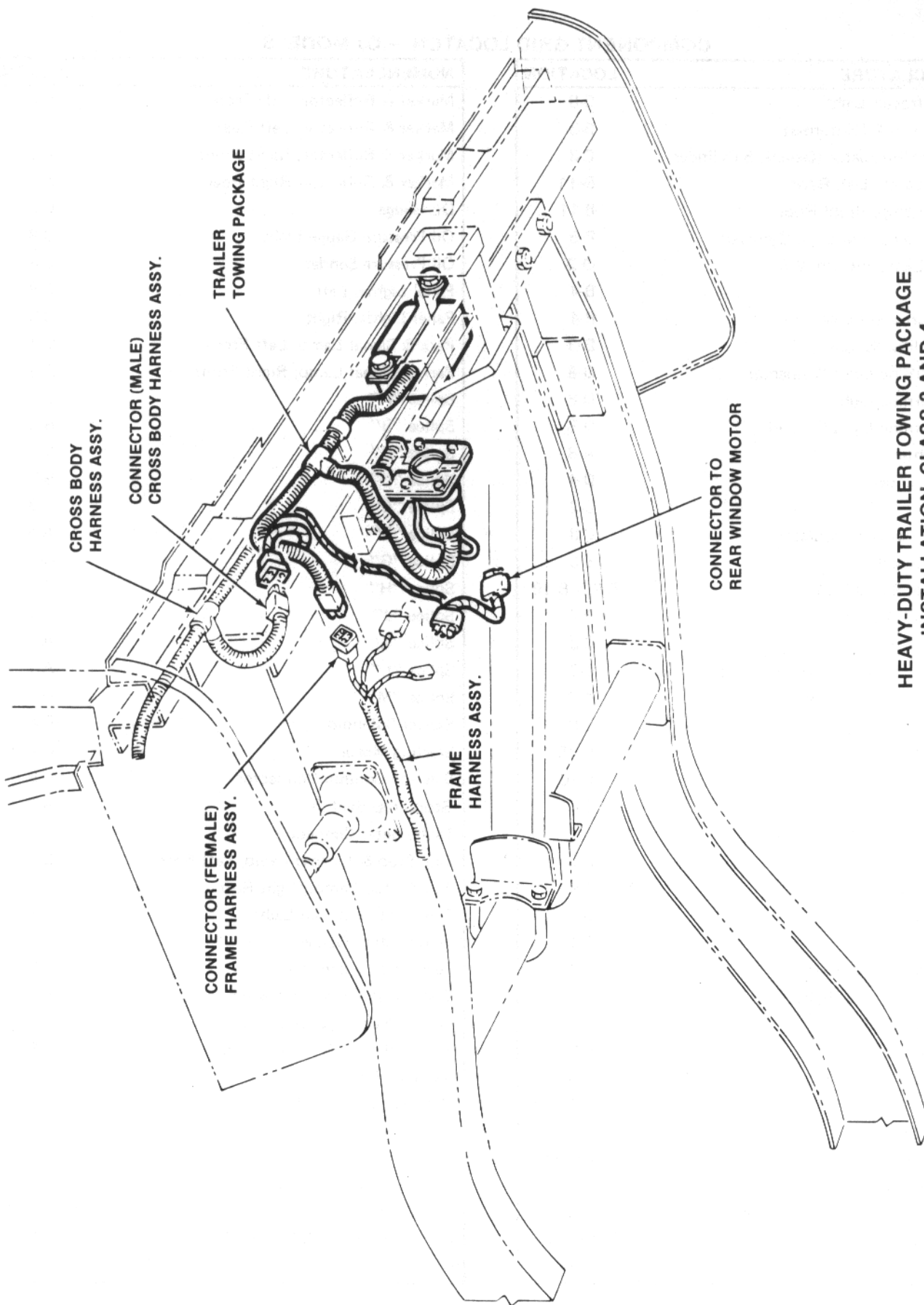
LIGHT-DUTY TRAILER TOWING PACKAGE, CLASS 1 AND 2 WIRING DIAGRAM



LIGHT-DUTY TRAILER TOWING PACKAGE INSTALLATION, CLASS 1 AND 2



HEAVY-DUTY TRAILER TOWING PACKAGE, CLASS 3 AND 4 WIRING DIAGRAM



HEAVY-DUTY TRAILER TOWING PACKAGE
INSTALLATION, CLASS 3 AND 4

COMPONENT GRID LOCATOR — CJ MODELS

NOMENCLATURE	LOCATION
Air & Defroster Light	C-8
Alternator, V-8 (Motorola)	B-3
Alternator/Regulator (Delco), 6 Cylinder	C-3
Backup Lamp, Left Rear	D-11
Backup Lamp, Right Rear	B-11
Backup Lamp Switch, 6 Cylinder	B-5
Backup Lamp Switch, V-8	D-2
Battery	B-4
Battery Ground Cable	B-4
Brake Failure Switch	D-3
Brake Warning Light Connector	D-8
Brake Warning Light	D-8
Brake Warning Light Ground	D-8
Cigar Lighter	A-8
Coil, 6 Cylinder	D-4
Coil, V-8	C-2
Constant Voltage Regulator	C-8
Dimmer Switch	E-6
Directional Signal Switch	B-9 & B-10
Distributor, 6 Cylinder	D-3
Distributor, V-8	C-3
Electronic Ignition Pack, 6 Cylinder	C-2
Electronic Ignition Pack, V-8	A-2
Fuel Gauge	C-8
Fuel Sender	D-10
Fuel Sender Connector	E-10
Fuse Panel	B-6
Fusible Link, Ignition Circuit	A-4
Hazard Light	D-8
Hazard Switch	B-9
Headlamp, Left	D-1
Headlamp, Right	B-1
Headlamp Ground, Left	D-1
Headlamp Ground, Right	B-1
Heater Blower Motor	A-5
Heater Blower Switch	B-8
High Beam Indicator	C-8
Horn	D-4
Horn Button	B-8
Ignition Switch	A-8 & A-9
Instrument Cluster	C-8
Instrument Panel Lights Ground	D-8
Light Switch	E-8 & E-9
Light Switch Light	E-8

NOMENCLATURE	LOCATION
Marker & Reflector, Left Front	E-2
Marker & Reflector, Left Rear	E-10
Marker & Reflector, Right Front	A-2
Marker & Reflector, Right Rear	A-10
Oil Gauge	C-8
Oil Pressure Gauge Light	C-8
Oil Pressure Sender	C-4
Panel Lights, Left	C-8
Panel Lights, Right	C-8
Park & Signal Lamp, Left Front	D-1
Park & Signal Lamp, Right Front	A-1
Splice "A"	C-7
Splice "B"	B-6
Splice "C"	B-8
Splice "D"	B-7
Splice "E"	A-3
Splice "F"	A-4
Splice "G"	C-2
Splice "H"	E-1
Splice "J"	D-1
Splice "K"	A-1
Splice "L"	A-1
Splice "M"	D-1
Starter Solenoid	B-4
Starting Motor	C-4
Steering Column Connector	B-9
Stoplamp Switch	A-8
Tachometer Connector	A-8
Tail, Stop & License Lamp, Left Rear	E-11
Tail & Stop Lamp, Right Rear	A-11
Temperature & Fan Light	C-8
Temperature Gauge	C-8
Temperature Sender	C-3
Transmission Control Switch	A-4
Turn Indicator & Hazard, Left	C-8
Turn Indicator & Hazard, Right	C-8
Vacuum Solenoid	B-4
Voltage Regulator, V-8	B-3
Voltmeter	C-8
Voltmeter Light	C-8
Windshield Washer Motor Lead	D-5
Windshield Wiper Motor	C-5 & E-9
Windshield Wiper & Washer Switch	E-8
Windshield Wiper & Washer Switch Lights	D-8

LEGEND - CJ MODELS

NO.	GA.	COLOR	INSTRUMENT AND CONTROL HARNESS
1	18	PURPLE W/TR	BULKHEAD CONNECTOR (TEMPERATURE SENDER) TO TEMPERATURE GAUGE
2	18	GRAY W/TR	FOOT DIMMER SWITCH (HI-BEAM) TO INSTRUMENT CLUSTER (HI-BEAM INDICATOR)
3	14	GRAY W/TR	FOOT DIMMER SWITCH (HI-BEAM) TO BULKHEAD CONNECTOR (HI-BEAM)
4	18	RED	FUSE PANEL (CLUSTER FEED) TO INSTRUMENT CONSTANT VOLTAGE REGULATOR
4A	18	RED	INSTRUMENT CONSTANT VOLTAGE REGULATOR (IGNITION TERMINAL) TO OIL PRESSURE GAUGE (IGNITION TERMINAL)
5A	18	GREEN	BULKHEAD CONNECTOR (RIGHT TURN & HAZARD FRONT) TO HAZARD SWITCH
5B	18	GREEN	HAZARD SWITCH TO STEERING COLUMN CONNECTOR (RIGHT TURN & HAZARD FRONT)
5C	18	GREEN	STEERING COLUMN CONNECTOR TO INSTRUMENT CLUSTER LAMP (RIGHT TURN)
7	18	PURPLE	BULKHEAD CONNECTOR (OIL PRESSURE SENDER) TO OIL PRESSURE GAUGE
8A	18	GREEN W/TR	BULKHEAD CONNECTOR (LEFT TURN & HAZARD FRONT) TO HAZARD SWITCH
8B	18	GREEN W/TR	HAZARD SWITCH TO STEERING COLUMN CONNECTOR (LEFT TURN & HAZARD FRONT)
8C	18	GREEN W/TR	STEERING COLUMN CONNECTOR TO INSTRUMENT CLUSTER LAMP (LEFT TURN)
9A	18	BLACK	WINDSHIELD WIPER & WASHER SWITCH LIGHT TO INSTRUMENT PANEL LIGHTS GROUND
9B	18	BLACK	WINDSHIELD WIPER & WASHER SWITCH LIGHT TO LIGHT SWITCH LIGHT
9C	18	BLACK	INSTRUMENT PANEL LIGHTS GROUND TO HAZARD LIGHT
9D	18	BLACK	HAZARD LIGHT TO VOLTMETER (-) TERMINAL
10	18	PINK	BULKHEAD CONNECTOR (FRAME HARNESS-FUEL SENDER UNIT) TO INSTRUMENT CLUSTER FUEL GAUGE (S-TERMINAL)
11A	18	ORANGE	FUSE PANEL (LIGHTS - ACCESSORIES) TO SPLICE "D"
11B	18	ORANGE	LIGHT SWITCH LIGHT TO WINDSHIELD WIPER & WASHER SWITCH LIGHT
11C	18	ORANGE	SPLICE "D" TO WINDSHIELD WIPER & WASHER SWITCH LIGHT
11D	18	ORANGE	SPLICE "D" TO HAZARD LIGHT
11E	18	ORANGE	SPLICE "D" TO SPLICE "C"
11F	18	ORANGE	SPLICE "C" TO RIGHT INSTRUMENT PANEL LIGHT
11G	18	ORANGE	SPLICE "C" TO LEFT INSTRUMENT PANEL LIGHT CONNECTOR
11H	18	ORANGE	LEFT INSTRUMENT PANEL LIGHT CONNECTOR TO LEFT INSTRUMENT PANEL LIGHT
11J	18	ORANGE	SPLICE "C" TO INSTRUMENT CLUSTER OIL PRESSURE GAUGE LIGHT
11K	18	ORANGE	SPLICE "C" TO INSTRUMENT CLUSTER VOLTMETER LIGHT
12A	10	RED	BULKHEAD CONNECTOR (ALTERNATOR & VOLTAGE REGULATOR) TO SPLICE "A"
12B	12	RED	BULKHEAD CONNECTOR (HORN) TO SPLICE "A"
12C	12	RED	FUSE PANEL (TRAFFIC HAZARD) TO SPLICE "A"
12D	12	RED	SPLICE "A" TO LIGHT SWITCH (BATTERY FEED)
12E	12	RED	SPLICE "A" TO IGNITION SWITCH
12F	12	RED	FUSE PANEL (CIGAR LIGHTER) TO SPLICE "A"
13A	14	RED W/TR	BULKHEAD CONNECTOR (COIL) TO TACHOMETER CONNECTOR
13B	14	RED W/TR	TACHOMETER CONNECTOR TO IGNITION SWITCH
14	16	LT BLUE	BULKHEAD CONNECTOR (STARTING MOTOR SOLENOID) TO IGNITION SWITCH
15	14	RED W/TR	LIGHT SWITCH (FOOT DIMMER SWITCH FEED) TO FOOT DIMMER SWITCH
17	14	RED W/TR	FUSE PANEL (TAIL - STOP) TO STOP LIGHT SWITCH
18	16	WHITE	BULKHEAD CONNECTOR (CHASSIS HARNESS - TAIL LAMPS) TO (BULKHEAD CONNECTOR - HEADLAMP HARNESS MARKER LIGHTS)
19	16	WHITE	BULKHEAD CONNECTOR (MARKER LAMPS) TO LIGHT SWITCH (PARKING LAMPS)
23	16	LT GREEN W/TR	BULKHEAD CONNECTOR (CHASSIS HARNESS LEFT TURN & HAZARD) TO HAZARD SWITCH (LEFT TURN & HAZARD - REAR)
23A	16	LT GREEN W/TR	HAZARD SWITCH TO STEERING COLUMN CONNECTOR (LEFT TURN & HAZARD - REAR)
24	16	LT GREEN	BULKHEAD CONNECTOR (CHASSIS HARNESS RIGHT TURN & HAZARD) TO HAZARD SWITCH (RIGHT TURN & HAZARD - REAR)
24A	16	LT GREEN	HAZARD SWITCH TO STEERING COLUMN CONNECTOR (RIGHT TURN & HAZARD - REAR)
25	16	GRAY	BULKHEAD CONNECTOR (HEADLAMPS) TO FOOT DIMMER SWITCH (LO-BEAM)
26	14	RED W/TR	FUSE PANEL (HEATER - BATTERY) TO HEATER BLOWER SWITCH
27	18	BLACK W/TR	BULKHEAD CONNECTOR (HORN) TO HORN BUTTON
30	16	YELLOW	BULKHEAD CONNECTOR (WINDSHIELD WIPER & WASHER) TO WINDSHIELD WIPER & WASHER SWITCH
33	14	RED W/TR	FUSE PANEL (RADIO) TO WINDSHIELD WIPER & WASHER SWITCH
34	18	WHITE W/TR	BULKHEAD CONNECTOR (BACK-UP LIGHT SWITCH) TO BULKHEAD CONNECTOR (CHASSIS HARNESS - BACK-UP LIGHTS)
39	16	PINK	FUSE PANEL (TRAFFIC HAZARD FLASH) TO HAZARD FLASHER
52	18	RED	FUSE PANEL (BACK-UP LAMPS) TO BULKHEAD CONNECTOR (BACK-UP LIGHT SWITCH)
57	18	BLACK	BULKHEAD CONNECTOR (BRAKE FAILURE SWITCH) TO BRAKE WARNING LIGHT (GROUND)
60	14	RED	CIGAR LIGHTER CONNECTOR TO CIGAR LIGHTER
65	16	RED W/TR	STOP LIGHT SWITCH TO STEERING COLUMN CONNECTOR (BRAKE SWITCH & HAZARD FEED)
66	18	RED W/TR	FUSE PANEL (PANEL LAMPS) TO LIGHT SWITCH (PANEL LIGHTS FEED)
67A	12	YELLOW	FUSE PANEL LAMPS TO IGNITION SWITCH
67B	18	YELLOW	IGNITION SWITCH TO INSTRUMENT CLUSTER VOLTMETER (+) TERMINAL
74	18	RED W/TR	FUSE PANEL (FLASH - DIRECTIONAL SIGNAL) TO STEERING COLUMN CONNECTOR (FLASHER & DIRECTIONAL SIGNAL FEED)
75	12	RED W/TR	IGNITION SWITCH TO SPLICE "B"
75A	12	RED W/TR	FUSE PANEL (HEATER - BATTERY) TO SPLICE "B"
75B	12	RED W/TR	FUSE PANEL LAMPS TO SPLICE "B"
77	16	BLACK	BULKHEAD CONNECTOR (BRAKE FAILURE SWITCH) TO BRAKE WARNING LIGHT CONNECTION
78	16	RED W/TR	BULKHEAD CONNECTOR (ALTERNATOR - VOLTAGE REGULATOR) TO SPLICE "B" IN CIRCUIT 75
77A	16	BLACK	FUSE PANEL (WARNING LIGHT) TO BRAKE WARNING LIGHT
			HARNESS ASSEMBLY - HEADLAMP, PARKING AND SIGNAL LAMP
3A	14	GRAY W/TR	BULKHEAD CONNECTOR (HI-BEAM) TO LEFT HEADLAMP CONNECTOR (HI-BEAM)
3B	14	GRAY W/TR	LEFT HEADLAMP CONNECTOR (HI-BEAM) TO RIGHT HEADLAMP CONNECTOR (HI-BEAM)
5A	16	GREEN	BULKHEAD CONNECTOR (RIGHT TURN SIGNAL) TO RIGHT TURN SIGNAL SPLICE "K"
5B	16	GREEN	RIGHT TURN SPLICE "K" TO RIGHT SIDE MARKER LAMP ASSEMBLY
5C	16	GREEN	RIGHT TURN SPLICE "K" TO RIGHT FRONT PARK & TURN SIGNAL LAMP ASSEMBLY
8A	16	GREEN W/TR	BULKHEAD CONNECTOR (LEFT TURN SIGNAL) TO LEFT TURN SIGNAL SPLICE "H"
8B	16	GREEN W/TR	LEFT TURN SPLICE "H" TO LEFT SIDE MARKER LAMP ASSEMBLY
8C	16	GREEN W/TR	LEFT TURN SPLICE "H" TO LEFT FRONT PARK & TURN SIGNAL LAMP ASSEMBLY
19A	16	WHITE	BULKHEAD CONNECTOR (PARKING LIGHTS) TO SPLICE "J"
19B	16	WHITE	PARKING LIGHTS SPLICE "J" TO LEFT SIDE MARKER LAMP ASSEMBLY
19C	16	WHITE	PARKING LIGHTS SPLICE "L" TO RIGHT FRONT PARK & TURN SIGNAL LAMP ASSEMBLY
19D	16	WHITE	PARKING LIGHTS SPLICE "M" TO LEFT FRONT PARK & TURN SIGNAL LAMP ASSEMBLY
19E	16	WHITE	PARKING LIGHTS SPLICE "L" TO RIGHT SIDE MARKER LAMP ASSEMBLY
19F	16	WHITE	LEFT PARKING LAMPS SPLICE "M" TO RIGHT PARKING LAMPS SPLICE "L"
19G	16	WHITE	SPLICE "J" TO SPLICE "M"
25A	16	GRAY	BULKHEAD CONNECTOR (LO-BEAM) TO LEFT HEADLAMP CONNECTOR (LO-BEAM)
25B	16	GRAY	LEFT HEADLAMP CONNECTOR (LO-BEAM) TO RIGHT HEADLAMP CONNECTOR (LO-BEAM)
27	14	BLACK W/TR	BULKHEAD CONNECTOR (HORN) TO HORN ASSEMBLY
30	16	YELLOW	BULKHEAD CONNECTOR (WINDSHIELD WIPER & WASHER SWITCH) TO WINDSHIELD WASHER MOTOR
45	14	RED W/TR	BULKHEAD CONNECTOR (HORN) TO HORN ASSEMBLY
57	16	BLACK	BULKHEAD CONNECTOR (BRAKE FAILURE SWITCH) TO BRAKE FAILURE SWITCH CONNECTOR TO BRAKE FAILURE SWITCH
70	16	BLACK	LEFT AND RIGHT HEADLAMP GROUND TERMINALS TO GROUND MOUNTING
77	16	BLACK W/TR	BULKHEAD CONNECTOR (BRAKE FAILURE SWITCH) TO BRAKE FAILURE SWITCH CONNECTOR TO BRAKE FAILURE SWITCH

W/TR = WITH TRACER

COMPONENT GRID LOCATOR — CHEROKEE — WAGONEER — TRUCK

NOMENCLATURE	LOCATION
Air Conditioner Compressor, 6 Cylinder	C-3
Air Conditioner Compressor, V-8	B-3
Alternator, V-8 (Motorola)	B-3
Alternator/Regulator, 6 Cylinder (Delco)	C-2
Ammeter	B-7
Auxiliary Harness Connector	E-7
Back-up Lamp, Left Rear (25, 45 & 46)	C-10
Back-up Lamp, Left Rear (14 & 15)	D-11
Back-up Lamp, Right Rear (25, 45 & 46)	B-10
Back-up Lamp, Right Rear (14 & 15)	A-11
Back-up Switch, 6 Cylinder	B-6
Back-up Light Switch, V-8	D-10
Battery, 6 Cylinder	C-2
Battery, V-8	A-2
Body Ground	C-1
Brake Warning Light	E-8
Carburetor Solenoid	B-2
Cigar Lighter	A-8
Cluster Connection	B-6
Coil, 6 Cylinder	C-2
Coil, V-8	B-2
Courtesy Lamp, Left Side (14, 15, 16 & 17)	C-8
Courtesy Lamp, Right Side (14, 15, 16 & 17)	A-8
Dash Connector	D-4
Defogger & Heater Ground	D-7
Dimmer Switch	D-6
Distributor, 6 Cylinder	C-3
Distributor, V-8	B-3
Dome & Courtesy Lamp Feed	C-9
Dome & Courtesy Lamp Ground	C-9
Dome Lamp (14, 15, 16 & 17)	C-9
Door Switch, Left Side (2 Door 16 & 17) (Optional for 25, 45 & 46)	D-9
Door Switches, Left Side (4 Door, 14 & 15)	D-9
Door Switch, Right Side (2 Door, 16 & 17) (Optional for 25, 45 & 46)	A-9
Door Switches, Right Side (4 Door, 14 & 15)	A-9
Electronic Control Unit, 6 Cylinder	C-2
Electronic Control Unit, V-8	A-2
Frame Harness Connector	E-4
Fuel Gauge	C-7
Fuel Sender Extension Wire (25, 45 & 46)	E-9
Fuel Sender (14, 15, 16 & 17)	D-9
Fuse Panel	C-5
Gas Tank (Gauge Unit)	D-9
Headlamp, Left	D-1
Headlamp, Right	B-1
Heater Blower Motor	D-3
Heater Control Switch	C-8
Heater Ground	C-8
Heater Lamps	C-6
Horns	E-3
Horn Relay	D-6
Ignition Switch	A-6 & B-6
Junction 18	E-10
Junction 23	E-10
Junction 24	E-10
Kickdown & Quadratrac Switch	E-3
License Lamp (14, 15, 16 & 17)	C-11
License Lamp (25, 45 & 46)	C-10
Light Switch	D-7
Marker & Reflector Lamp, Left Front	E-2

NOMENCLATURE	LOCATION
Marker & Reflector Lamp, Left Rear (25, 45 & 46)	D-10
Marker & Reflector Lamp, Left Rear (16 & 17)	D-11
Marker & Reflector Lamp, Right Front	A-2
Marker & Reflector Lamp, Right Rear (16 & 17)	B-11
Marker & Reflector Lamp, Right Rear (25, 45 & 46)	B-10
Neutral Safety Switch	B-6
Oil Gauge	B-7
Oil Pressure Sender, 6 Cylinder	C-3
Oil Pressure Sender Unit, V-8	B-3
Parking Brake Warning Switch	D-8
Park & Signal Lamp, Left Front (14 & 15)	D-1
Park & Signal Lamp, Left Front (16, 17, 25, 45 & 46)	E-1
Park & Signal Lamp, Right Front (14 & 15)	B-1
Park & Signal Lamp, Right Front (16, 17, 25, 45 & 46)	A-1
Radio Noise Suppressor	B-7
Resistor Assembly	D-3
Splice "A"	C-6
Splice "B"	C-7
Splice "C"	B-5
Splice "D"	B-7
Splice "F"	A-2
Splice "G"	E-2
Splice "H"	D-2
Splice "I"	B-2
Splice "J"	C-3
Splice "K"	A-3
Splice "L"	C-2
Starter Solenoid, 6 Cylinder	C-3
Starter Solenoid, V-8	A-3
Starting Motor, 6 Cylinder	C-4
Starting Motor, V-8	A-4
Stop Lamp Switch	A-7
Stop Lamp Switch & Cruise Control	A-7
Tail, Stop & Back-up Lamp, Left Rear (16 & 17)	C-11
Tail, Stop & Back-up Lamp, Right Rear (16 & 17)	B-11
Tail & Stop Lamp, Left Rear (25, 45 & 46)	C-10
Tail & Stop Lamp, Right Rear (25, 45 & 46)	B-10
Tail, Stop & Marker Lamp, Left Rear (14 & 15)	E-11
Tail, Stop & Marker Lamp, Right Rear (14 & 15)	A-11
Temperature Gauge	C-7
Temperature Sender, 6 Cylinder	C-3
Temperature Sender, V-8	B-3
Throttle Closing Solenoid	B-3
Transmission Kickdown Switch	B-6
Turn Signal Switch	A-7
Voltage Regulator, V-8	A-3
Washer Bottle Connection	D-3
Windshield Wiper Motor	D-2 & D-3
Windshield Wiper & Washer Switch	D-6

LEGEND - CHEROKEE - WAGONEER - TRUCK - CONTINUED

HARNESS ASSEMBLY - HEADLAMP, PARKING AND SIGNAL LAMPS - CONTINUED			
NO	GA.	COLOR	
8A	16	GREEN W/TR	DASH CONNECTOR TO SPLICE "G"
8B	16	GREEN W/TR	SPLICE "G" TO LEFT MARKER & REFLECTOR LAMP
8C	16	GREEN W/TR	SPLICE "G" TO LEFT PARK & SIGNAL LAMP CONNECTOR (14 & 15 ONLY)
C	16	GREEN W/TR	SPLICE "G" TO LEFT PARK & SIGNAL LAMP CONNECTOR (16, 17, 25, 45 & 46 ONLY)
19A	16	WHITE	DASH CONNECTOR TO SPLICE "H"
19B	16	WHITE	SPLICE "H" TO LEFT MARKER & REFLECTOR LAMP
19C	16	WHITE	SPLICE "I" TO RIGHT PARK & SIGNAL LAMP (14 & 15 ONLY)
19C	16	WHITE	SPLICE "I" TO RIGHT PARK & SIGNAL LAMP (16, 17, 25, 45 & 46 ONLY)
19D	16	WHITE	SPLICE "H" TO LEFT PARK & SIGNAL LAMP (14 & 15 ONLY)
19D	16	WHITE	SPLICE "H" TO LEFT PARK & SIGNAL LAMP (16, 17, 25, 45 & 46 ONLY)
19E	16	WHITE	SPLICE "I" TO RIGHT MARKER & REFLECTOR LAMP
19F	16	WHITE	SPLICE "H" TO SPLICE "I"
25A	16	GRAY	DASH CONNECTOR TO LEFT HEADLAMP
25B	16	GRAY	LEFT HEADLAMP TO RIGHT HEADLAMP
58A	16	BLACK	BODY GROUND TO LEFT PARK & SIGNAL LAMP CONNECTOR (14 & 15 ONLY)
58B	16	BLACK	BODY GROUND TO RIGHT PARK & SIGNAL LAMP CONNECTOR (14 & 15 ONLY)
70	16	BLACK	RIGHT HEADLAMP TO GROUND
70	16	BLACK	LEFT HEADLAMP TO GROUND
HARNESS ASSEMBLY - ENGINE (SIX CYLINDER)			
1	18	PURPLE W/TR	DASH CONNECTOR TO TEMPERATURE SENDING UNIT
7	18	PURPLE	DASH CONNECTOR TO OIL PRESSURE SENDER
12	10	RED	DASH CONNECTOR TO ALTERNATOR
13	14	RED W/TR	DASH CONNECTOR TO COIL (+ TERMINAL)
14	16	LT BLUE	DASH CONNECTOR TO STARTER SOLENOID
20A	14	TAN	DASH CONNECTOR TO HEATER BLOWER MOTOR CONNECTOR
20B	14	TAN	HEATER BLOWER MOTOR CONNECTOR TO HEATER BLOWER MOTOR
21	16	BROWN	DASH CONNECTOR TO HEATER BLOWER MOTOR CONNECTOR
22	16	BROWN W/TR	DASH CONNECTOR TO HEATER BLOWER MOTOR CONNECTOR
31	14	BLUE	DASH CONNECTOR TO WINDSHIELD WIPER MOTOR (NO. 1 TERMINAL)
32	14	BLUE W/TR	DASH CONNECTOR TO WINDSHIELD WIPER MOTOR (NO. 3 TERMINAL)
33	14	RED W/TR	DASH CONNECTOR TO WINDSHIELD WIPER MOTOR (NO. 2 TERMINAL)
45	14	RED W/TR	DASH CONNECTOR TO HORN
45	14	RED W/TR	HORN TO HORN
50	16	BROWN	DASH CONNECTOR TO AIR CONDITIONING COMPRESSOR
54	16	YELLOW	DASH CONNECTOR TO KICK-DOWN & QUADRATRAC CONNECTOR
54	16	YELLOW	KICK-DOWN & QUADRATRAC SWITCH TO CONNECTOR
JA	10	YELLOW	DASH CONNECTOR TO SPLICE "J"
55B	14	YELLOW	SPLICE "J" TO STARTER SOLENOID (+ TERMINAL)
56	16	ORANGE	DASH CONNECTOR TO KICK-DOWN & QUADRATRAC CONNECTOR
56	16	ORANGE	KICK-DOWN & QUADRATRAC SWITCH TO CONNECTOR
78	24	BLACK W/TR	DASH CONNECTOR TO ALTERNATOR (DELCO)
79	16	GREEN	COIL (- TERMINAL) TO ELECTRONIC CONTROL UNIT
80	16	BLUE	DISTRIBUTOR TO ELECTRONIC CONTROL UNIT
81	16	YELLOW	DISTRIBUTOR TO ELECTRONIC CONTROL UNIT
82	16	RED W/TR	COIL (+ TERMINAL) TO ELECTRONIC CONTROL UNIT
91	18	PINK	DASH CONNECTOR TO WINDSHIELD WASHER BOTTLE
92	18	BLACK W/TR	DASH CONNECTOR TO WINDSHIELD WASHER BOTTLE
95	14	RED	SPLICE "J" TO ALTERNATOR (DELCO)
HARNESS ASSEMBLY - ENGINE (V-8)			
1	18	PURPLE W/TR	DASH CONNECTOR TO TEMPERATURE SENDING UNIT
7	18	PURPLE	DASH CONNECTOR TO OIL PRESSURE SENDING UNIT
12	10	RED	DASH CONNECTOR TO ALTERNATOR
13	14	RED W/TR	DASH CONNECTOR TO SPLICE "L"
13B	14	RED W/TR	SPLICE "L" TO COIL (+ TERMINAL)
14	16	LT BLUE	DASH CONNECTOR TO STARTER SOLENOID
20A	14	TAN	DASH CONNECTOR TO HEATER BLOWER MOTOR CONNECTOR
20B	14	TAN	HEATER BLOWER MOTOR CONNECTOR TO HEATER BLOWER MOTOR
21	16	BROWN	DASH CONNECTOR TO HEATER BLOWER MOTOR CONNECTOR
22	16	BROWN W/TR	DASH CONNECTOR TO HEATER BLOWER MOTOR CONNECTOR
31	14	BLUE	DASH CONNECTOR TO WINDSHIELD WIPER MOTOR (NO. 1 TERMINAL)
32	14	BLUE W/TR	DASH CONNECTOR TO WINDSHIELD WIPER MOTOR (NO. 3 TERMINAL)
33	14	RED W/TR	DASH CONNECTOR TO WINDSHIELD WIPER MOTOR (NO. 2 TERMINAL)
40	16	YELLOW	SPLICE "L" TO VOLTAGE REGULATOR
41	18	GRAY	VOLTAGE REGULATOR TO ALTERNATOR
43	16	BLACK	VOLTAGE REGULATOR TO ALTERNATOR
44	18	GREEN	VOLTAGE REGULATOR TO ALTERNATOR
45	14	RED W/TR	DASH CONNECTOR TO HORN
45	14	RED W/TR	HORN TO HORN
50	16	BROWN	DASH CONNECTOR TO AIR CONDITIONING COMPRESSOR
54	16	YELLOW	DASH CONNECTOR TO KICK-DOWN & QUADRATRAC CONNECTOR
54	16	YELLOW	KICK-DOWN & QUADRATRAC SWITCH TO CONNECTOR
55A	10	YELLOW	DASH CONNECTOR TO SPLICE "K"
55B	14	YELLOW	SPLICE "K" TO STARTER SOLENOID (+ TERMINAL)
56	16	ORANGE	DASH CONNECTOR TO KICK-DOWN & QUADRATRAC CONNECTOR
56	16	ORANGE	KICK-DOWN & QUADRATRAC SWITCH TO CONNECTOR
73	16	RED W/TR	COIL (+ TERMINAL) TO CARBURETOR SOLENOID

W/TR = WITH TRACER

LEGEND - CHEROKEE - WAGONEER - TRUCK - CONTINUED

NO.	GA.	COLOR	HARNESS ASSEMBLY - ENGINE (V-8) - CONTINUED
79	16	GREEN	COIL (- TERMINAL) TO ELECTRONIC CONTROL UNIT
80	16	BLUE	DISTRIBUTOR TO ELECTRONIC CONTROL UNIT
81	16	YELLOW	DISTRIBUTOR TO ELECTRONIC CONTROL UNIT
82	16	RED W/TR	SPLICE "L" TO ELECTRONIC CONTROL UNIT
91	18	PINK	DASH CONNECTOR TO WINDSHIELD WASHER BOTTLE
92	18	BLACK W/TR	DASH CONNECTOR TO WINDSHIELD WASHER BOTTLE
HARNESS ASSEMBLY - CHASSIS			
10	18	PINK	DASH CONNECTOR THRU HARNESS CONNECTOR TO FUEL SENDING UNIT
18	16	WHITE	DASH CONNECTOR THRU HARNESS CONNECTOR TO JUNCTION 18
18	16	WHITE	REAR HARNESS CONNECTOR THRU CIRCUIT PLUG TO LICENSE LAMP (14, 15, 16 & 17 ONLY)
18A	16	WHITE	JUNCTION 18 TO TAIL & STOP LAMP CONNECTOR (25, 45 & 46 ONLY)
18A	18	WHITE	JUNCTION 18 TO REAR HARNESS CONNECTOR
16A	16	WHITE	REAR HARNESS CONNECTOR TO LEFT TAIL, STOP & MARKER LAMP (14 & 15 ONLY)
18A	16	WHITE	REAR HARNESS CONNECTOR TO LEFT TAIL, STOP & BACK-UP LAMP (16 & 17 ONLY)
18B	16	WHITE	TAIL & STOP LAMP CONNECTOR TO LEFT MARKER & REFLECTOR LAMP PLUG (25, 45 & 46 ONLY)
18B	16	WHITE	REAR HARNESS CONNECTOR TO LICENSE LAMP PLUG
18B	16	WHITE	REAR HARNESS CONNECTOR TO RIGHT TAIL, STOP & MARKER LAMP (14 & 15 ONLY)
18B	16	WHITE	REAR HARNESS CONNECTOR TO RIGHT TAIL, STOP & BACK-UP LAMP (16 & 17 ONLY)
18C	16	WHITE	LEFT MARKER & REFLECTOR LAMP PLUG TO LICENSE LAMP CONNECTOR (25, 45 & 46 ONLY)
18D	16	WHITE	LICENSE LAMP CONNECTOR TO RIGHT TAIL & STOP LAMP CONNECTOR (25, 45 & 46 ONLY)
18E	16	WHITE	RIGHT TAIL & STOP LAMP CONNECTOR TO RIGHT MARKER & REFLECTOR LAMP PLUG (25, 45 & 46 ONLY)
23	16	LT GREEN W/TR	DASH CONNECTOR THRU HARNESS CONNECTOR TO JUNCTION 23
23	16	LT GREEN W/TR	JUNCTION 23 TO LEFT TAIL & STOP LAMP CONNECTOR (25, 45 & 46 ONLY)
23	16	LT GREEN W/TR	JUNCTION 23 TO REAR HARNESS CONNECTOR
23	16	LT GREEN W/TR	REAR HARNESS CONNECTOR TO LEFT TAIL, STOP & MARKER LAMP (14 & 15 ONLY)
23	16	LT GREEN W/TR	REAR HARNESS CONNECTOR TO LEFT TAIL, STOP & BACK-UP LAMP (16 & 17 ONLY)
24	16	LT GREEN	DASH CONNECTOR THRU HARNESS CONNECTOR TO JUNCTION 24
24	16	LT GREEN	JUNCTION 24 TO RIGHT TAIL & STOP LAMP CONNECTOR (25, 45 & 46 ONLY)
24	16	LT GREEN	JUNCTION 24 TO REAR HARNESS CONNECTOR
24	16	LT GREEN	REAR HARNESS CONNECTOR TO RIGHT TAIL, STOP & MARKER LAMP (14 & 15 ONLY)
24	16	LT GREEN	REAR HARNESS CONNECTOR TO RIGHT TAIL, STOP & BACK-UP LAMP (16 & 17 ONLY)
34A	18	WHITE W/TR	DASH CONNECTOR THRU HARNESS CONNECTOR TO BACK-UP LIGHT SWITCH CONNECTOR
34A	18	WHITE W/TR	REAR HARNESS CONNECTOR TO LEFT BACK-UP LAMP (14 & 15 ONLY)
34A	18	WHITE W/TR	REAR HARNESS CONNECTOR TO LEFT TAIL, STOP & BACK-UP LAMP (16 & 17 ONLY)
34B	18	WHITE W/TR	BACK-UP LIGHT SWITCH CONNECTOR TO REAR HARNESS CONNECTOR
34B	16	WHITE W/TR	BACK-UP LIGHT SWITCH CONNECTOR TO LEFT BACK-UP LAMP (25, 45 & 46 ONLY)
34B	16	WHITE W/TR	REAR HARNESS CONNECTOR TO RIGHT BACK-UP LAMP (14 & 15 ONLY)
34B	16	WHITE W/TR	REAR HARNESS CONNECTOR TO RIGHT TAIL, STOP & BACK-UP LAMP (16 & 17 ONLY)
34C	18	WHITE W/TR	LEFT BACK-UP LAMP TO RIGHT BACK-UP LAMP (25, 45 & 46 ONLY)
57	18	BLACK	DASH CONNECTOR THRU HARNESS CONNECTOR TO BRAKE WARNING LIGHT
72	16	BLACK	LICENSE LAMP TO BODY GROUND (14, 15, 16 & 17 ONLY)
DOME AND COURTESY LIGHT CIRCUITS			
16	18	BLK W/YEL TR	DOME & COURTESY LAMP GROUND CONNECTOR TO DOME LAMP (14, 15, 16 & 17 ONLY)
16	18	BLK W/YEL TR	DOME & COURTESY LAMP GROUND CONNECTOR TO LEFT DOOR SWITCH(ES) CONNECTOR (14, 15, 16 & 17 ONLY)
16A	18	BLK W/YEL TR	DOME & COURTESY LAMP CONNECTOR TO LEFT COURTESY LAMP (14, 15, 16 & 17 ONLY)
16B	18	BLK W/YEL TR	DOME & COURTESY LAMP GROUND CONNECTOR TO RIGHT COURTESY LAMP (14, 15, 16 & 17 ONLY)
16B	18	BLK W/YEL TR	DOME & COURTESY LAMP GROUND CONNECTOR TO RIGHT DOOR SWITCH(ES) CONNECTOR (14, 15, 16 & 17 ONLY)
51	18	BROWN	DOME LAMP FEED CONNECTOR TO DOME LAMP (14, 15, 16 & 17 ONLY)
51B	18	BROWN	COURTESY LAMP FEED CONNECTOR TO RIGHT COURTESY LAMP (14, 15, 16 & 17 ONLY)

W/TR = WITH TRACER

LEGEND - CHEROKEE - WAGONEER - TRUCK

NO.	GA.	COLOR	INSTRUMENT AND CONTROL HARNESS
1	18	PURPLE W/TR	DASH CONNECTOR TO CLUSTER CONNECTION ("C" TERMINAL)
2	18	GRAY W/TR	FOOT DIMMER SWITCH TO CLUSTER CONNECTION ("K" TERMINAL)
3	14	GRAY W/TR	DASH CONNECTOR TO FOOT DIMMER SWITCH
4	18	RED	CLUSTER CONNECTION ("E" TERMINAL) TO FUSE PANEL (CLUSTER FEED)
5A	18	GREEN	DASH CONNECTOR TO CLUSTER CONNECTION ("F" TERMINAL)
5B	18	GREEN	DASH CONNECTOR TO TURN SIGNAL SWITCH
7	18	PURPLE	DASH CONNECTOR TO CLUSTER CONNECTION
8A	18	GREEN W/TR	DASH CONNECTOR TO CLUSTER CONNECTION ("G" TERMINAL)
8B	18	GREEN W/TR	DASH CONNECTOR TO TURN SIGNAL SWITCH
9A	18	BLACK	CLUSTER CONNECTION TO HEATER GROUND TERMINAL
9B	18	BLACK	HEATER GROUND TO DEFOGGER & HEATER GROUND
10	18	PINK	DASH CONNECTOR TO CLUSTER CONNECTION ("L" TERMINAL)
11A	18	ORANGE	FUSE PANEL (PANEL LIGHTS) TO SPLICE "A"
11B	18	ORANGE	SPLICE "A" TO RIGHT HEATER LAMP
11C	18	ORANGE	SPLICE "A" TO LEFT HEATER LAMP
11D	18	ORANGE	SPLICE "A" TO CLUSTER CONNECTION ("J" TERMINAL)
11E	18	ORANGE	SPLICE "A" TO TURN SIGNAL SWITCH
12A	10	RED	DASH CONNECTOR TO SPLICE "B"
12B	12	RED	SPLICE "B" TO HORN RELAY
12C	10	RED	SPLICE "B" TO FUSE PANEL
12D	12	RED	SPLICE "B" TO LIGHT SWITCH
12E	10	RED	SPLICE "B" TO IGNITION SWITCH
12F	12	RED	SPLICE "B" TO AMMETER
13A	14	RED W/TR	DASH CONNECTOR TO SPLICE "C"
13B	14	RED W/TR	SPLICE "C" TO FUSE PANEL (BACK-UP LAMPS)
13C	14	RED W/TR	SPLICE "C" TO IGNITION SWITCH
14A	16	LT BLUE	IGNITION SWITCH TO NEUTRAL SAFETY SWITCH
14B	16	LT BLUE	NEUTRAL SAFETY SWITCH TO DASH CONNECTOR
15	14	RED W/TR	LIGHT SWITCH TO FOOT DIMMER SWITCH
16	18	BLACK	LIGHT SWITCH TO DOME & COURTESY LAMP GROUND
17A	14	RED W/TR	FUSE PANEL TO STOP LAMP SWITCH & CRUISE CONTROL CONNECTOR
17B	14	RED W/TR	STOP LAMP SWITCH & CRUISE CONTROL CONNECTOR TO STOP LAMP SWITCH
18	16	WHITE	DASH CONNECTOR TO LIGHT SWITCH
19	16	WHITE	DASH CONNECTOR TO DASH CONNECTOR
20	14	TAN	DASH CONNECTOR TO HEATER CONTROL SWITCH
21	16	BROWN	DASH CONNECTOR TO HEATER CONTROL SWITCH
22	16	BROWN W/TR	DASH CONNECTOR TO HEATER CONTROL SWITCH
23	16	LT GREEN W/TR	DASH CONNECTOR TO TURN SIGNAL SWITCH
24	16	LT GREEN	DASH CONNECTOR TO TURN SIGNAL SWITCH
25	16	GRAY	DASH CONNECTOR TO FOOT DIMMER SWITCH
26	14	RED W/TR	FUSE PANEL (HEATER - AIR CONDITIONER) TO HEATER CONTROL SWITCH
27	18	BLACK W/TR	HORN RELAY TO TURN SIGNAL SWITCH
31	14	BLUE	DASH CONNECTOR TO WINDSHIELD WIPER & WASHER SWITCH
32	14	BLUE W/TR	DASH CONNECTOR TO WINDSHIELD WIPER & WASHER SWITCH
33	14	RED W/TR	DASH CONNECTOR TO FUSE PANEL (WINDSHIELD WIPER & WASHER)
34	18	WHITE W/TR	DASH CONNECTOR TO BACK-UP LIGHT SWITCH CONNECTOR
34	18	GRN & WHT W/TR	MANUAL TRANSMISSION BACK-UP SWITCH BYPASS
39	16	PINK	FUSE PANEL (TRAFFIC HAZARD - FLASH) TO TURN SIGNAL SWITCH
45	16	RED W/TR	DASH CONNECTOR TO HORN RELAY
50	16	BROWN	DASH CONNECTOR TO FUSE PANEL (AIR CONDITIONER COMPRESSOR)
51	16	ORANGE	LIGHT SWITCH TO DOME & COURTESY LAMP FEED
52	18	RED	FUSE PANEL (BACK-UP LAMPS) TO BACK-UP LIGHT SWITCH CONNECTOR
54	16	YELLOW	DASH CONNECTOR TO TRANSMISSION KICK-DOWN SWITCH
55	10	YELLOW	DASH CONNECTOR TO AMMETER
56	16	ORANGE	DASH CONNECTOR TO CLUSTER CONNECTION
57A	18	BLACK	DASH CONNECTOR TO SPLICE "D"
57B	18	BLACK	SPLICE "D" TO PARKING BRAKE WARNING SWITCH
57C	18	BLACK	SPLICE "D" TO CLUSTER CONNECTION ("A" TERMINAL)
57D	18	BLACK	SPLICE "D" TO IGNITION SWITCH
60	14	RED	STOP LAMP SWITCH TO CIGAR LIGHTER
65A	16	PINK	TURN SIGNAL SWITCH TO STOP LAMP SWITCH & CRUISE CONTROL CONNECTOR
65B	16	PINK	STOP LAMP SWITCH & CRUISE CONTROL CONNECTOR TO STOP LAMP SWITCH
66	18	RED W/TR	FUSE PANEL (PANEL LIGHTS) TO LIGHT SWITCH
67	12	YELLOW	FUSE PANEL (DIRECTIONAL SIGNAL FLASHER) TO IGNITION SWITCH
68	16	YELLOW	FUSE PANEL TO TRANSMISSION KICK-DOWN SWITCH
74	18	RED W/TR	FUSE PANEL (DIRECTIONAL SIGNAL FLASHER) TO TURN SIGNAL SWITCH
75	14	RED W/TR	IGNITION SWITCH TO FUSE PANEL
91	18	RED	DASH CONNECTOR TO DASH CONNECTOR
92	18	BLACK	DASH CONNECTOR TO WINDSHIELD WIPER & WASHER CONNECTOR
			HARNESS ASSEMBLY - HEADLAMP, PARKING AND SIGNAL LAMPS
3B	14	GRAY W/TR	DASH CONNECTOR TO LEFT HEADLAMP CONNECTOR
5A	14	GRAY W/TR	LEFT HEADLAMP CONNECTOR TO RIGHT HEADLAMP CONNECTOR
5B	16	GREEN	DASH CONNECTOR TO SPLICE "F"
5C	16	GREEN	SPLICE "F" TO RIGHT MARKER & REFLECTOR LAMP
5C	16	GREEN	SPLICE "F" TO RIGHT PARK & SIGNAL LAMP CONNECTOR (14 & 15 ONLY)
5C	16	GREEN	SPLICE "F" TO RIGHT PARK & SIGNAL LAMP CONNECTOR (16, 17, 25, 45 & 46 ONLY)

W/TR = WITH TRACER













LEGEND - CJ MODELS - CONTINUED

NO.	GA.	COLOR	HARNESS ASSEMBLY - ENGINE (SIX CYLINDER)
1	18	PURPLE W/TR	BULKHEAD CONNECTOR (TEMPERATURE GAUGE) TO TEMPERATURE SENDER
7	18	PURPLE	BULKHEAD CONNECTOR (OIL PRESSURE GAUGE) TO OIL PRESSURE SENDER
12A	14	RED	5/16 STUD TO SPLICE "E" (FUSIBLE LINK IN ALTERNATOR/REGULATOR CIRCUIT)
12B	10	RED	SPLICE "E" TO 1/4 STUD (ALTERNATOR/REGULATOR CIRCUIT)
12C	10	RED	BULKHEAD CONNECTOR (ALTERNATOR/REGULATOR) TO SPLICE "F" AT FUSIBLE LINK
12D	14	RED	SPLICE "F" TO 5/16 STUD (FUSIBLE LINK IN ALTERNATOR/REGULATOR CIRCUIT)
12E	14	RED	1/4 STUD TO ALTERNATOR/REGULATOR ASSEMBLY
13	14	RED W/TR	BULKHEAD CONNECTOR (IGNITION SWITCH) TO COIL (+) TERMINAL
14	16	LT BLUE	BULKHEAD CONNECTOR (IGNITION SWITCH) TO STARTING MOTOR SOLENOID (STARTING TERMINAL)
34	18	WHITE W/TR	BULKHEAD CONNECTOR (BACK-UP LAMPS) TO BACK-UP LIGHT SWITCH CONNECTOR
34A	18	WHITE W/TR	BACK-UP LIGHT SWITCH CONNECTOR TO BACK-UP LIGHT SWITCH
35	16	RED W/TR	BACK-UP LIGHT SWITCH CONNECTOR TO VACUUM SOLENOID SWITCH
37	16	ORANGE	BACK-UP LIGHT SWITCH CONNECTOR TO VACUUM SOLENOID SWITCH
37A	16	ORANGE	BACK-UP LIGHT SWITCH CONNECTOR TO TRANSMISSION CONTROLLED SPARK SWITCH (T.C.S.)
52	18	WHITE W/TR	BULKHEAD CONNECTOR (BACK-UP LAMPS) TO BACK-UP LIGHT SWITCH CONNECTOR
52A	18	WHITE W/TR	BACK-UP LIGHT SWITCH CONNECTOR TO BACK-UP LIGHT SWITCH
78	24	BLACK W/TR	BULKHEAD CONNECTOR (ALTERNATOR/REGULATOR) TO ALTERNATOR & VOLTAGE REGULATOR
79	16	GREEN	COIL (-) TERMINAL TO ELECTRONIC IGNITION PACK
80	16	BLUE	DISTRIBUTOR TO ELECTRONIC IGNITION PACK
81	16	YELLOW	DISTRIBUTOR TO ELECTRONIC IGNITION PACK
82	16	RED W/TR	COIL (+) TERMINAL TO ELECTRONIC IGNITION PACK
HARNESS ASSEMBLY - ENGINE (V-8)			
1*	18	PURPLE W/TR	BULKHEAD CONNECTOR (TEMPERATURE GAUGE) TO TEMPERATURE SENDER
7*	18	PURPLE	BULKHEAD CONNECTOR (OIL PRESSURE GAUGE) TO OIL PRESSURE SENDER
12A*	14	RED	5/16 STUD TO SPLICE "E" (FUSIBLE LINK IN ALTERNATOR CIRCUIT)
12B	10	RED	SPLICE "E" TO 1/4 STUD (ALTERNATOR CIRCUIT)
12C*	10	RED	BULKHEAD CONNECTOR (ALTERNATOR) TO SPLICE "F" AT FUSIBLE LINK
12D*	14	RED	SPLICE "F" TO 5/16 STUD (FUSIBLE LINK IN ALTERNATOR CIRCUIT)
13	14	RED W/TR	BULKHEAD CONNECTOR (IGNITION SWITCH) TO SPLICE "G"
13A	14	RED W/TR	SPLICE "G" TO COIL (+) TERMINAL
14*	16	LT BLUE	BULKHEAD CONNECTOR (IGNITION SWITCH) TO STARTING MOTOR SOLENOID (STARTING TERMINAL)
34*	18	WHITE W/TR	BULKHEAD CONNECTOR (BACK-UP LIGHTS) TO BACK-UP LIGHT SWITCH CONNECTOR
34A*	18	WHITE W/TR	BACK-UP LIGHT SWITCH CONNECTOR TO BACK-UP LIGHT SWITCH
40	16	YELLOW	SPLICE "G" (CIRCUIT NO. 13) TO VOLTAGE REGULATOR
41	18	GRAY	VOLTAGE REGULATOR TO ALTERNATOR
43	16	BLACK	VOLTAGE REGULATOR TO ALTERNATOR
44	18	GREEN	VOLTAGE REGULATOR TO ALTERNATOR
52	18	WHITE W/TR	BULKHEAD CONNECTOR (BACK-UP LIGHTS) TO BACK-UP LIGHT SWITCH CONNECTOR
52A	18	WHITE W/TR	BACK-UP LIGHT SWITCH CONNECTOR TO BACK-UP LIGHT SWITCH
79	16	GREEN	COIL (-) TERMINAL TO ELECTRONIC IGNITION PACK
80	16	BLUE	DISTRIBUTOR TO ELECTRONIC IGNITION PACK
81	16	YELLOW	DISTRIBUTOR TO ELECTRONIC IGNITION PACK
82	16	RED W/TR	SPLICE "G" (CIRCUIT NO. 13) TO ELECTRONIC IGNITION PACK
HARNESS ASSEMBLY - CHASSIS			
10	16	PINK	BULKHEAD CONNECTOR (FUEL GAUGE - INSTRUMENT UNIT) TO CONNECTOR (FUEL TANK SENDING UNIT)
18	16	WHITE	BULKHEAD CONNECTOR (TAIL LAMPS) TO CONNECTOR (LEFT TAIL, STOP & LICENSE LAMP)
18A	16	WHITE	CONNECTOR (LEFT TAIL, STOP & LICENSE LAMP) TO CONNECTOR (LEFT REAR MARKER LAMP)
18B	16	WHITE	CONNECTOR (LEFT REAR MARKER LAMP) TO CONNECTOR (RIGHT TAIL & STOP LAMP)
18C	16	WHITE	CONNECTOR (RIGHT TAIL & STOP LAMP) TO CONNECTOR (RIGHT REAR MARKER LAMP)
23	16	LT GREEN W/TR	BULKHEAD CONNECTOR (LEFT TURN & HAZARD) TO CONNECTOR (LEFT TAIL, STOP & LICENSE LAMP)
24	16	LT GREEN	BULKHEAD CONNECTOR (RIGHT TURN & HAZARD) TO CONNECTOR (RIGHT TAIL & STOP LAMP)
34	18	WHITE W/TR	BULKHEAD CONNECTOR (BACK-UP LIGHTS) TO CONNECTOR (LEFT BACK-UP LAMP)
34A	18	WHITE W/TR	CONNECTOR (LEFT BACK-UP LAMP) TO CONNECTOR (RIGHT BACK-UP LAMP)
HARNESS ASSEMBLY - DIRECTIONAL SIGNAL SWITCH			
5B	18	GREEN	CONNECTOR (STEERING COLUMN) TO RIGHT FRONT POSITION CONTACT
8B	18	GREEN W/TR	CONNECTOR (STEERING COLUMN) TO LEFT FRONT POSITION CONTACT
23A	16	LT GREEN W/TR	CONNECTOR (STEERING COLUMN) TO LEFT REAR POSITION CONTACT
24A	16	LT GREEN	CONNECTOR (STEERING COLUMN) TO RIGHT REAR POSITION CONTACT
65	16	RED W/TR	CONNECTOR (STEERING COLUMN) TO BRAKE SWITCH POSITION CONTACTS
74	18	RED W/TR	CONNECTOR (STEERING COLUMN) TO FLASHER POSITION CONTACT

(*) COMBINED WITH 6 CYLINDER WIRING

W/TR = WITH TRACER



SYM	STUD	SYM	STUD	SYM	STUD	SYM	STUD
	2		1/4		8		7/16
	4		5/16		10		1/2
	6		3/8		12		5/8

**WIRE TERMINAL
ATTACHING STUD SYMBOLS**

1

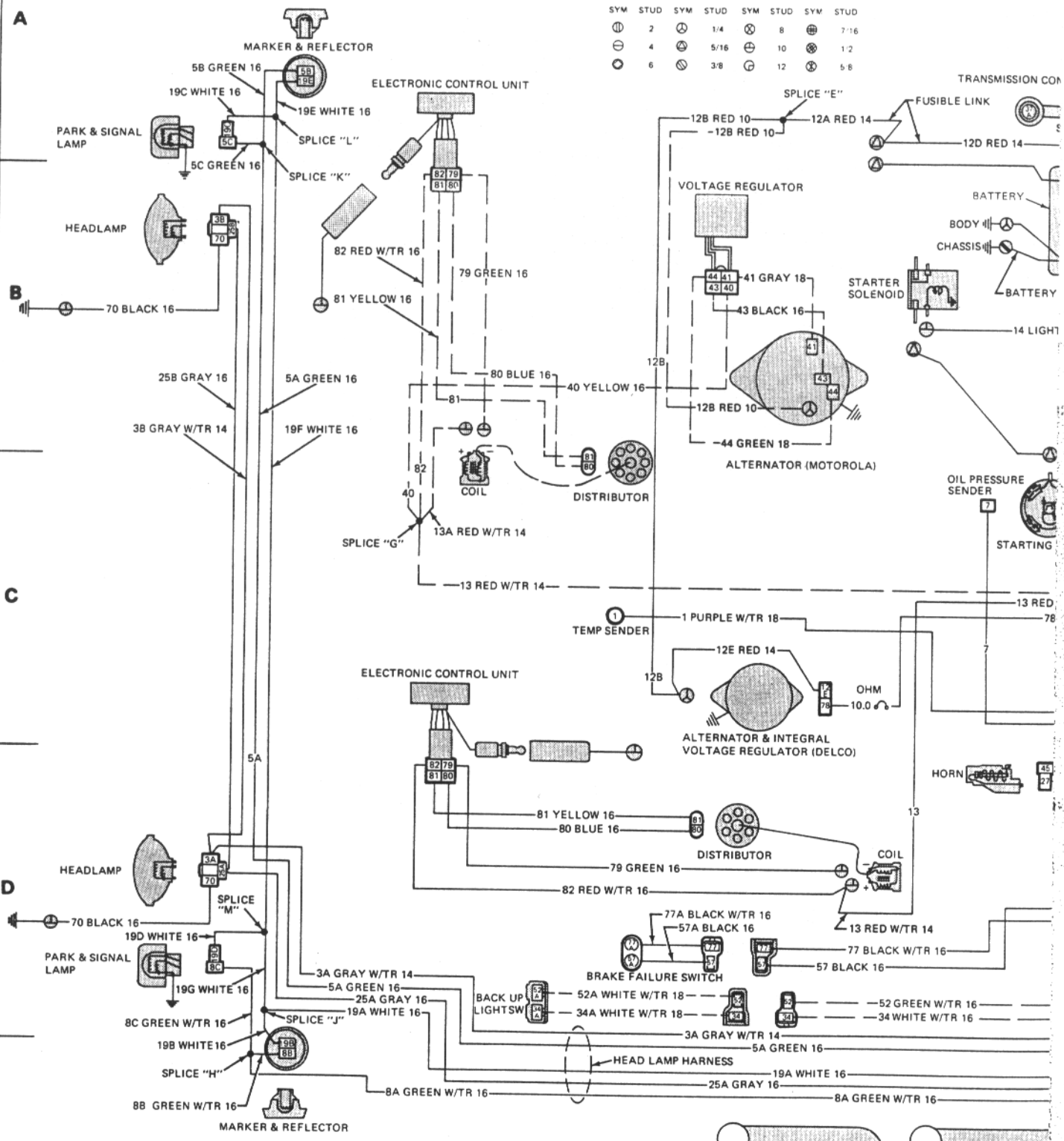
2

3

4

LEGEND
 1. WIRE CALLOUT :CIRCUIT,COLOR/GAUGE
 23 LT GRN 16
 2. CIRCUIT SYMBOLS
 _____ JEEP STANDARD CIRCUITS
 - - - - - V-8 CIRCUITS ONLY

SYM	STUD	SYM	STUD	SYM	STUD	SYM	STUD
⊕	2	⊖	1/4	⊗	8	⊗	7-16
⊖	4	⊕	5/16	⊕	10	⊗	1-2
⊗	6	⊖	3/8	⊗	12	⊗	5-8



C

D

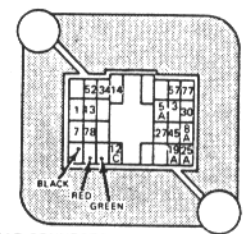
E

WIRING DIAGRAM CJ MODELS

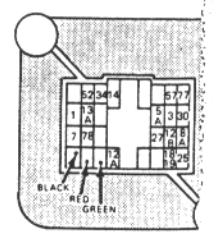
J43152

1

2



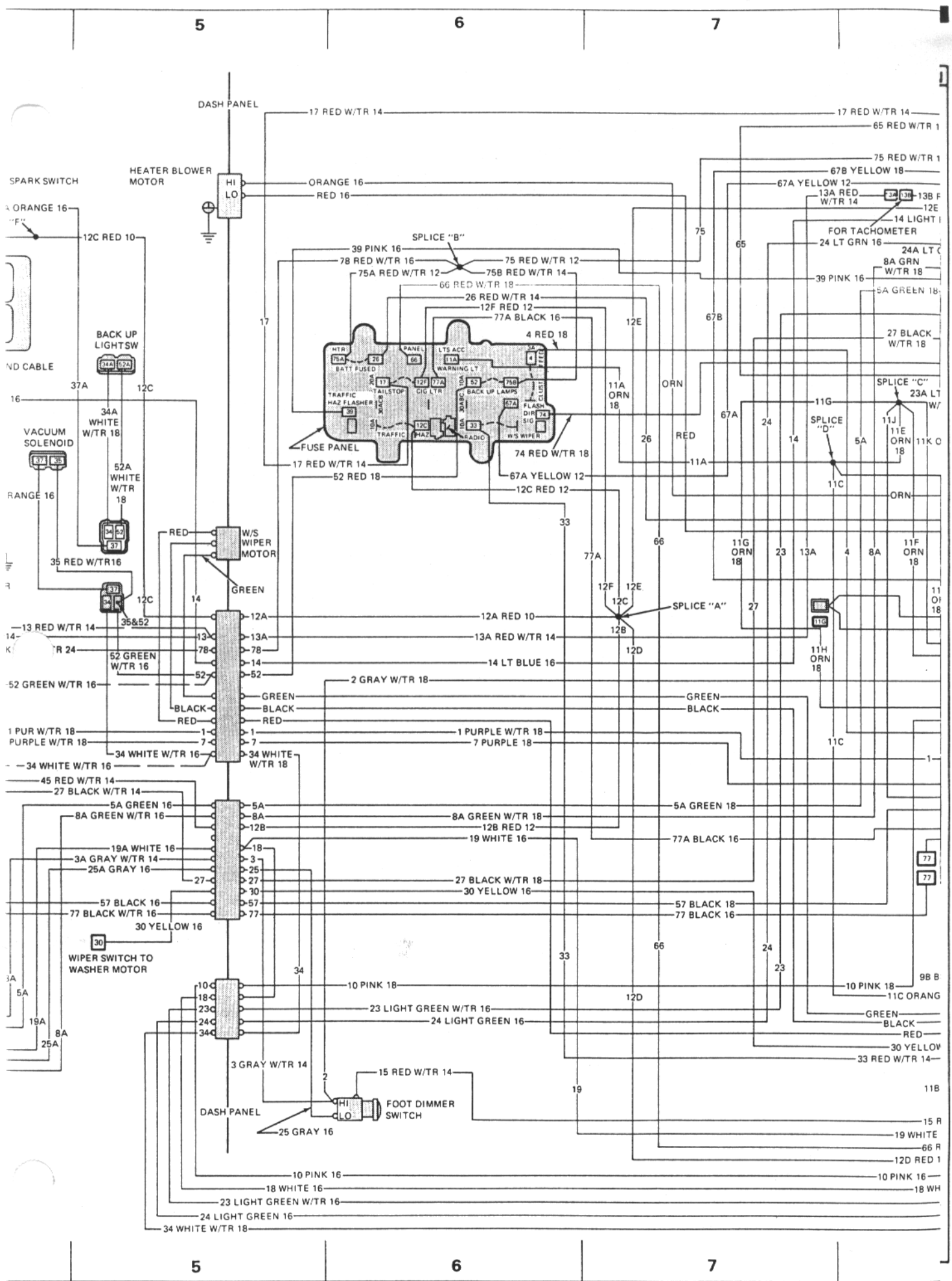
BULKHEAD CONNECTOR VIEW FROM ENGINE COMPARTMENT



BULKHEAD CONNECTOR VIEW FROM INSTRUMENT

3

4



5

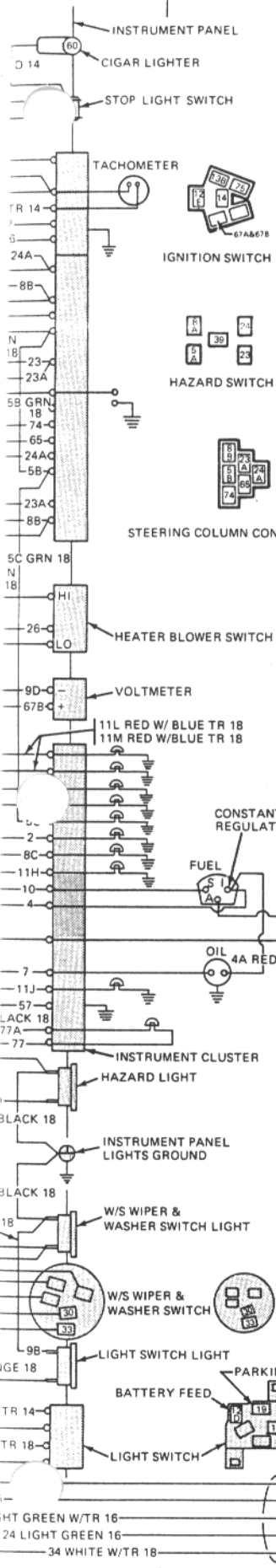
6

7

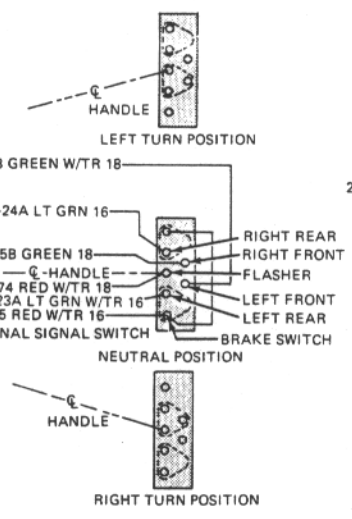
5

6

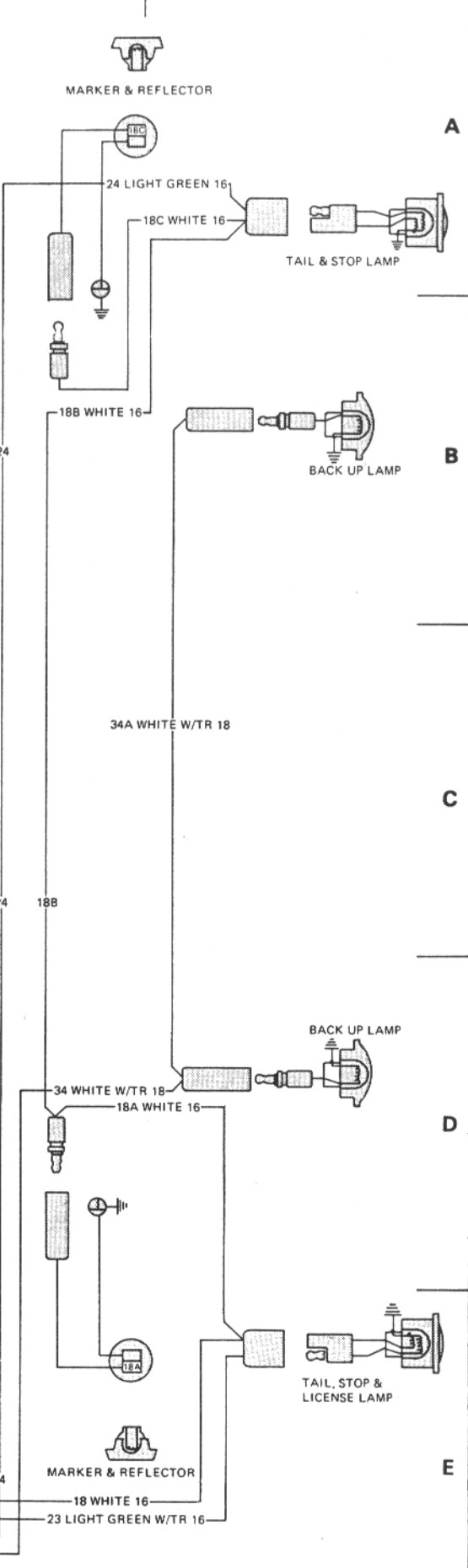
7



- 12E IGN TO SPLICE "A"
- 14 IGN TO STARTING SOLENOID
- 13B IGN TO TACH
- 67A IGN TO FUSE PANEL
- 67B IGN TO VOLTMETER (+) TERMINAL
- 75 IGN TO SPLICE "B"
- 5A & 5B RIGHT TURN & HAZARD FRONT
- 8A & 8B LEFT TURN & HAZARD FRONT
- 23 & 23A LEFT TURN & HAZARD REAR
- 24 & 24A RIGHT TURN & HAZARD REAR
- 27 HORN BUTTON
- 39 TO HAZARD FLASHER
- 65 BRAKE SWITCH & HAZARD FEED
- 74 FLASHER & DIRECTIONAL SIGNAL FEED



- 1 TEMP GAUGE
- 2 HI-BEAM IND
- 4A OIL GAUGE
- 5C RT TURN IND
- 7 OIL GAUGE
- 8C LT TURN IND
- 11F PANEL LTS, RIGHT
- 11H PANEL LTS, LEFT
- 11J OIL PRESS GA LT
- 11K VOLTMETER LT
- 57 BRK WRN LT (GND)
- 77 BRK WRN LIGHTCONN
- 77A BRK WRN LIGHT
- I FUEL GA IGN
- S FUEL GA SEND
- 11L AIR & DEF LT
- 11M TEMP & FAN LT



A

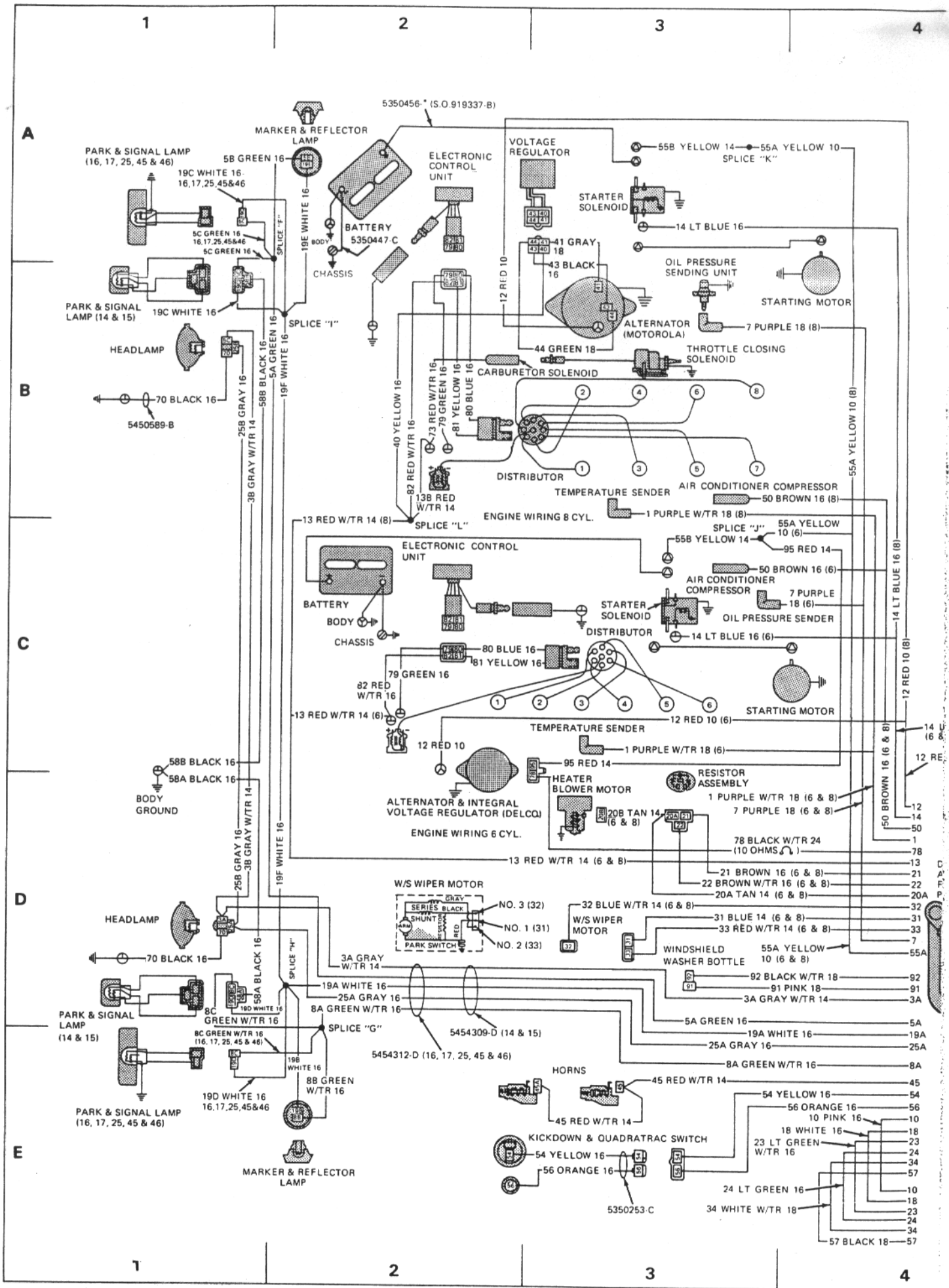
B

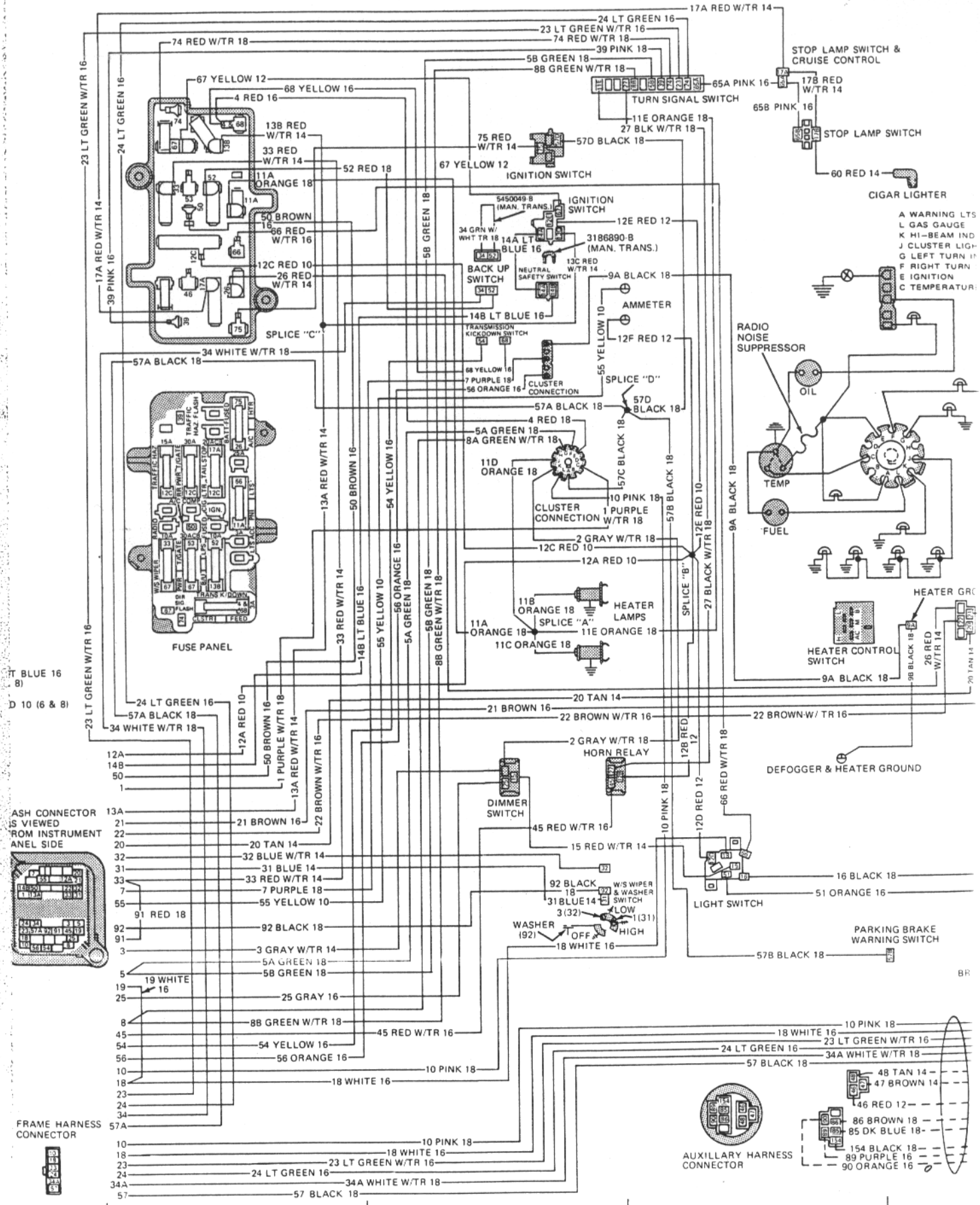
C

D

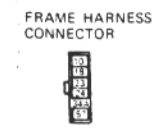
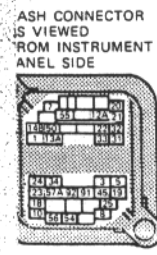
E

HARNESS ASSY-BODY LAMPS

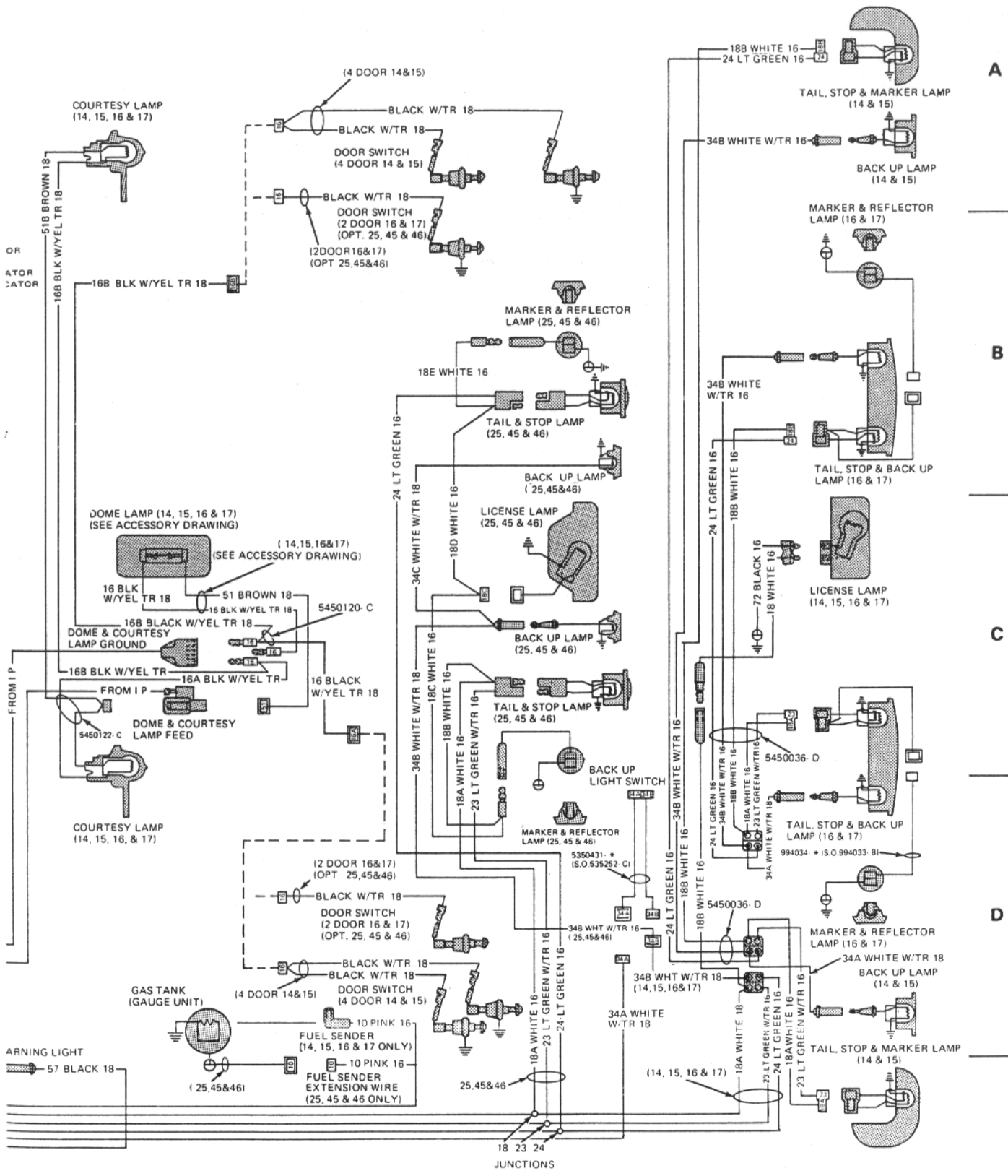




T BLUE 16
(8)
D 10 (6 & 8)



BR

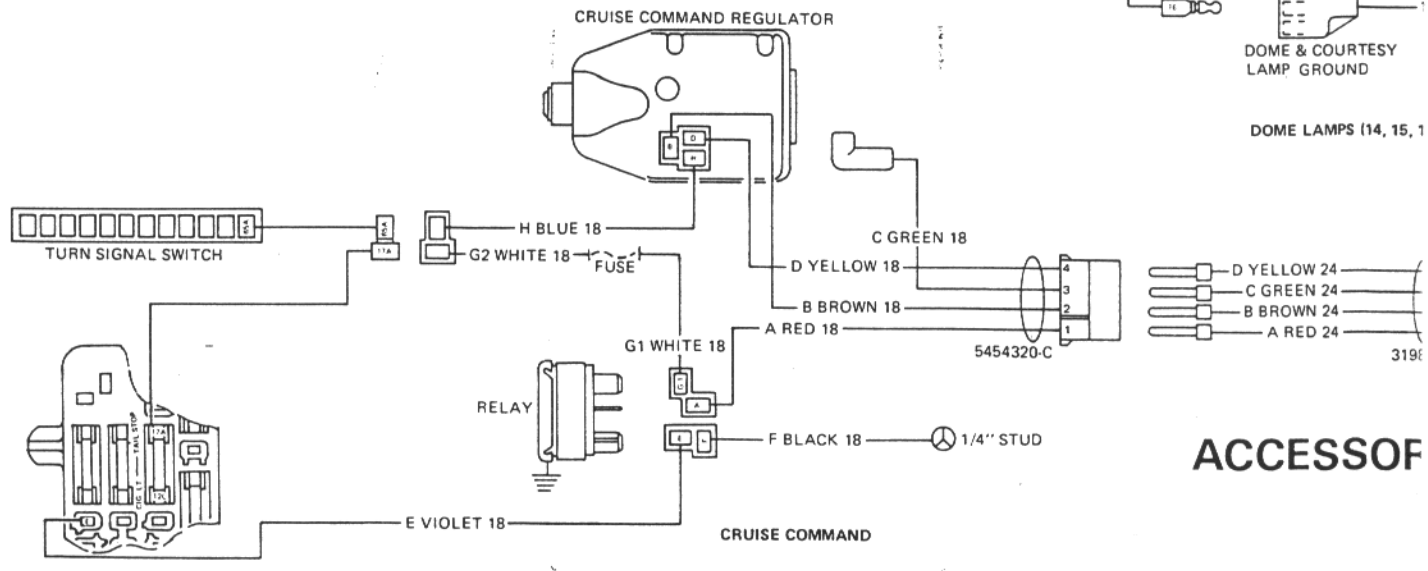
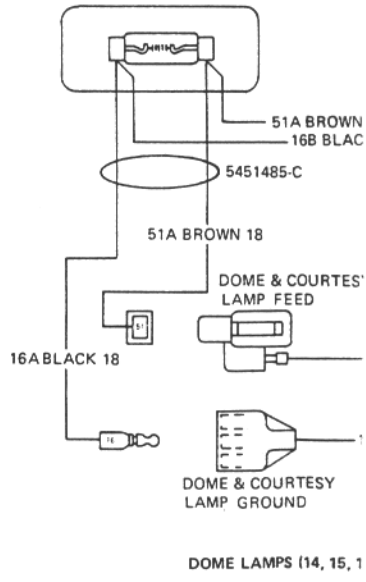
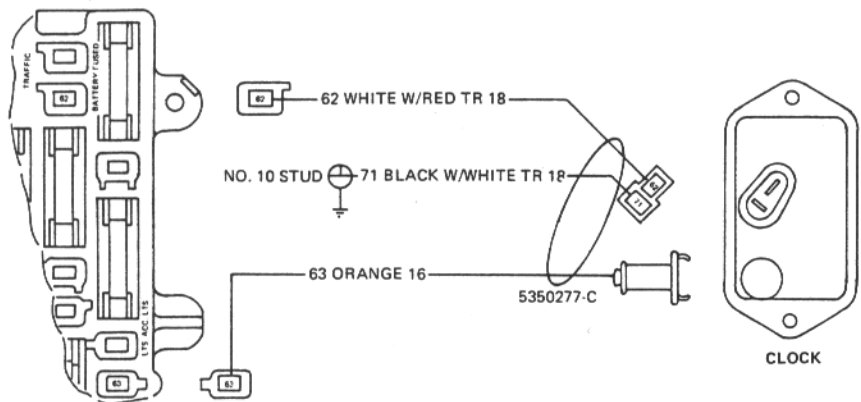
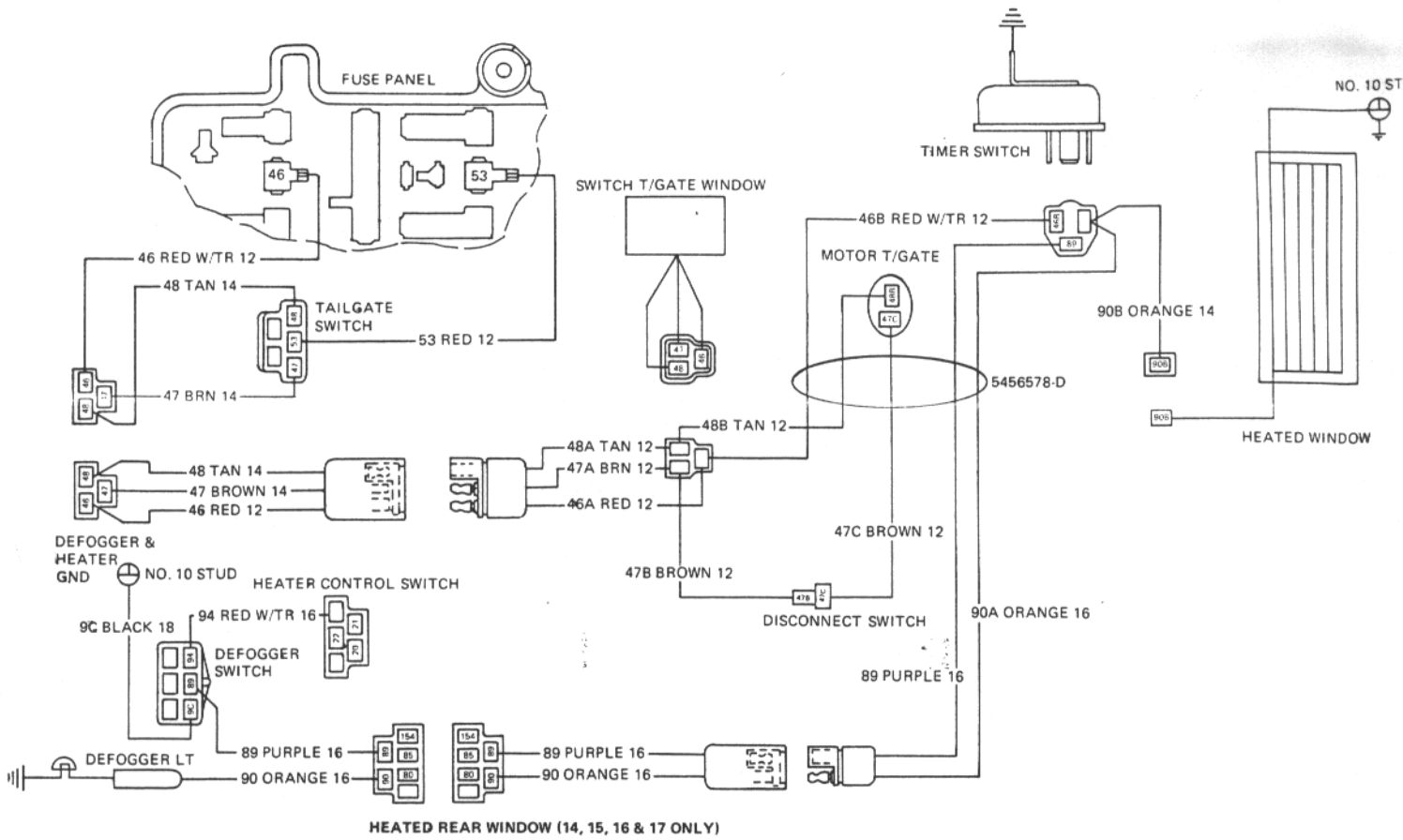


OPTIONAL EQUIPMENT

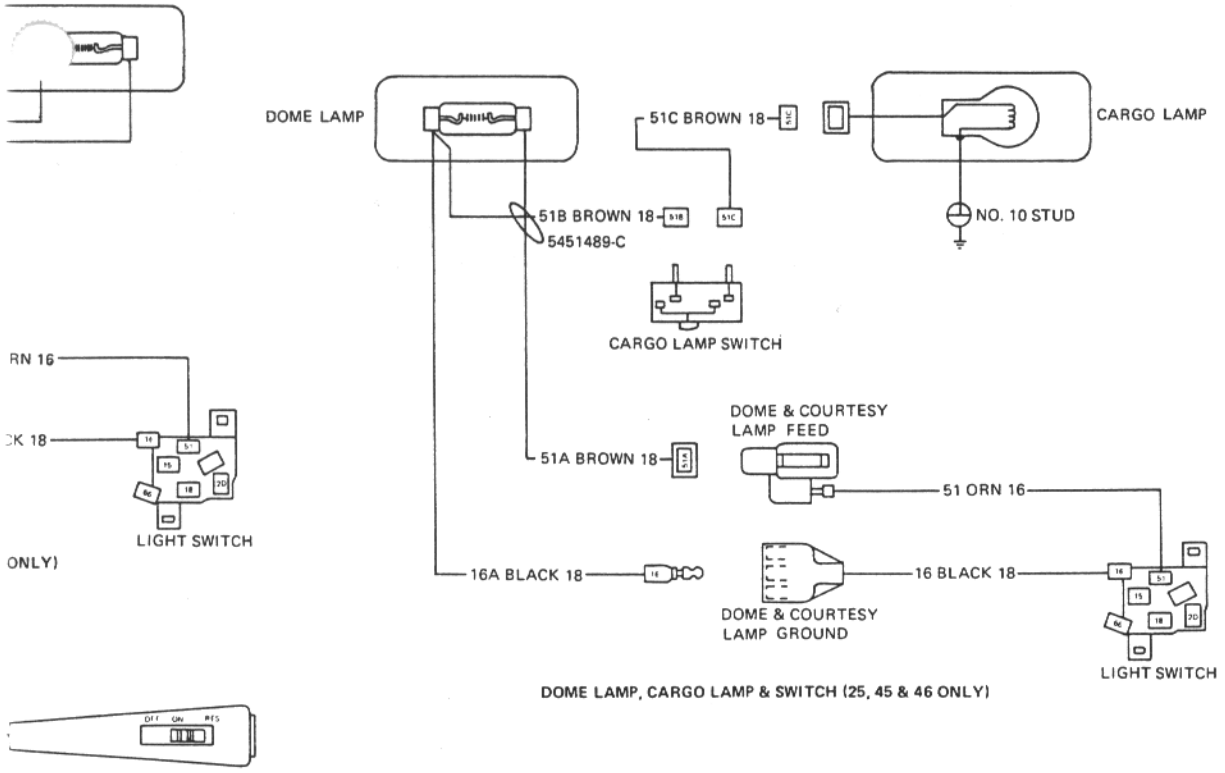
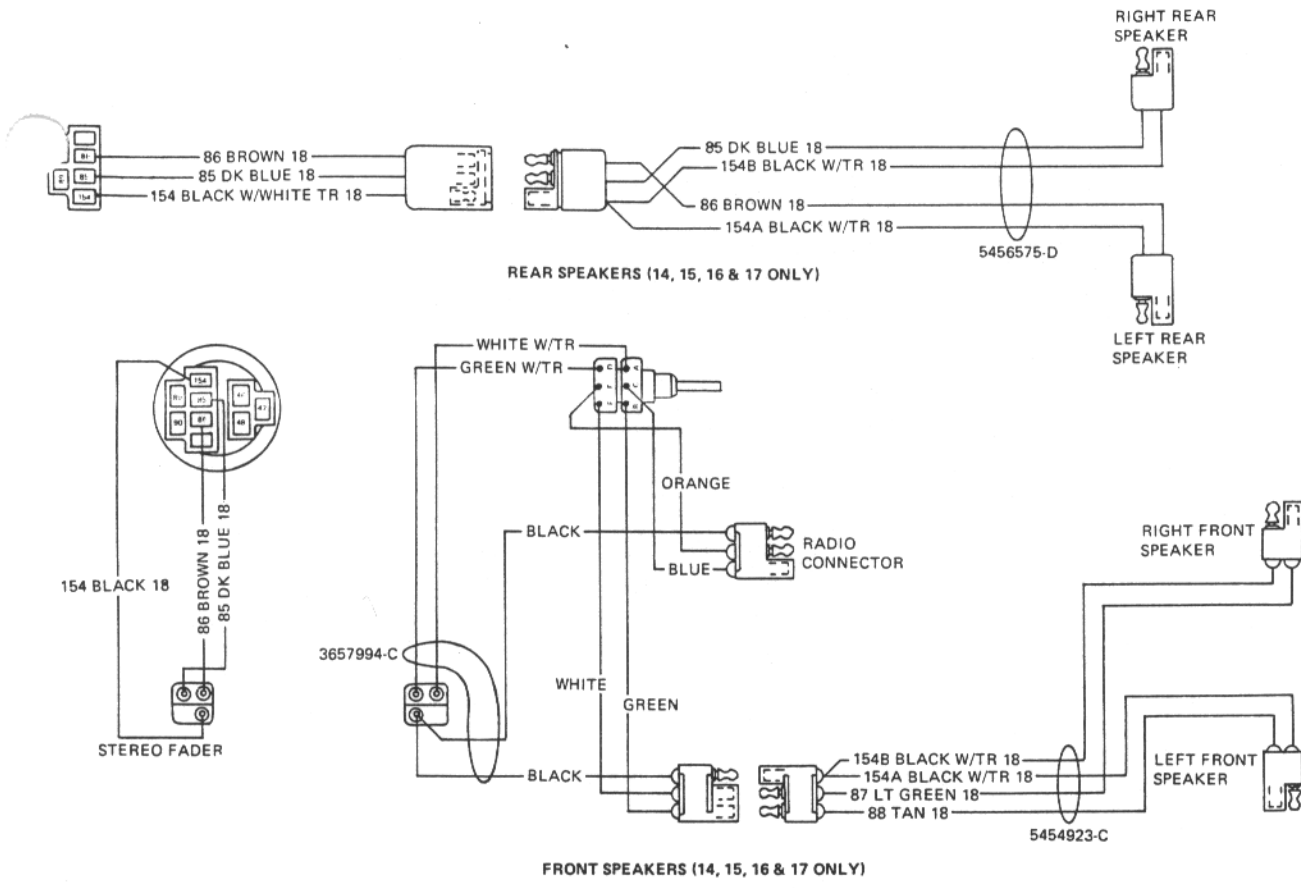
WIRING DIAGRAM—CHEROKEE—WAGONEER—TRUCK

J 43184

ACCESSORIES
CHEROKEE – WAGONEER – TRUCK



ACCESSOF



WIRING DIAGRAM—CHEROKEE—WAGONEER—TRUCK